


# 6300 Series Multiple Angle Cabinet Unit Heater

24

## Product Specifications



**WARNING:** This product can expose you to chemicals including nickel which is known to the State of California to cause cancer, and chromium, which is known to the State of California to cause birth defects and/or reproductive harm. For more information go to [www.P65Warnings.ca.gov](http://www.P65Warnings.ca.gov).



The electric cabinet unit heater is designed for mounting in any position, fully recessed, semi-recessed or surface mounted. All capacities, voltages, physical sizes, grille arrangements and options shall be as specified on the plans. All units must be field convertible to the following:

1. For control by a field supplied remote thermostat.
2. Load management control with an external dryswitch.  
When closed unit operates under control of either the internal or the external thermostat. When open, unit turns off.
3. Any grille arrangement.

**CABINET & CONSTRUCTION:** The cabinet shall be constructed of heavy duty 16 gauge Zinc coated steel. The heater shall have a removable front door for easy access to the control panel, elements, motor-blower assembly, filters and all internal components. The grille configuration must be easily field convertible to any air flow configuration (by removal of no more than four fasteners). The cabinet shall have a textured finish of two coats of powder coat epoxy and be suitable for use with optional kick space base. Made in U.S.A.

**HEATING ELEMENTS:** The heating elements shall be warranted for 1 year and shall be non-glowing design consisting of special high temperature resistance wire enclosed in an incoloy sheath to which steel fins are furnace brazed. The heating elements shall be located directly in front of the blower discharge air for uniform heating. They shall be mounted with a single anchor at one end to minimize effects of thermal expansion and contraction.

**SAFETY CUTOUT:** Thermal safety limits shall be built into the system to automatically shut off heater in event of overheating due to any cause. The safety cutouts shall be of two types:

- A. The primary limit shall be an automatic capillary type to sense the heat along the full length of the heating elements.  
It shall de-energize the heaters by opening the coil circuit on the heating contactors.
- B. The secondary limit shall be a manual reset thermal device to interrupt power to the heating elements.

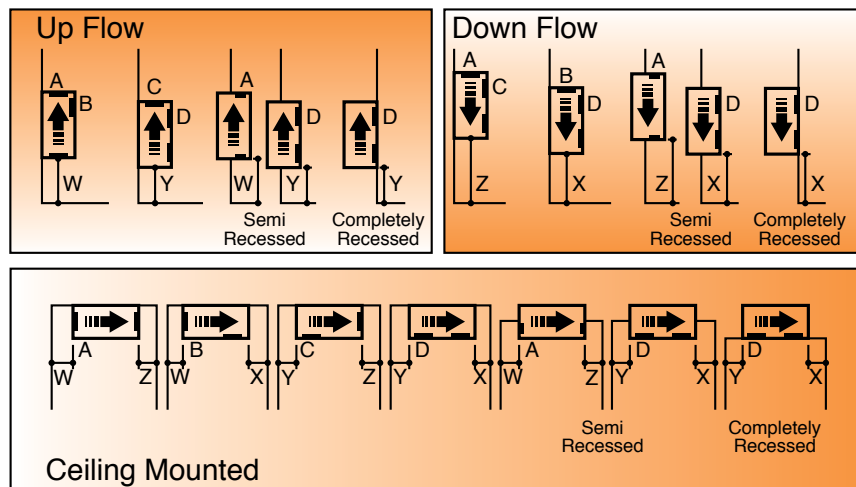
**MOTOR AND BLOWER ASSEMBLY:** The motors and blowers shall be direct drive and resiliently mounted on rigid heavy gauge frame for quiet operation and long life. The motor shall be two-speed, shaded pole type, rated for the voltage (480 to 600 Volts are single speed only). Each shall have built-in automatic reset overload protection and are life time lubricated. The motor shall be vented and mounted in the air stream to provide maximum cooling of the motor.

**HIGH AND LOW HEAT RANGES:** All units will be supplied as standard with a switch for selecting full heat at high fan speed or reduced heat at low fan speed (On 480 & 600 Volt units the switch changes the heat but not the fan speed).

**OVER CURRENT PROTECTION:** Circuit breakers shall be provided for branch circuit protection where required by NEC. Circuit breakers are optional on all other heaters.

**TEMPERATURE CONTROL:** Integral factory installed thermostat shall be tamper resistant, linear capillary type. Optional setback thermostat available.

## Mounting Configurations



**NOTE:** Semi-recessed units are to be recessed at a maximum of 3 1/2" unless grill configuration is front in and front out.

**MOUNTING CLEARANCES:** Proper clearances are indicated for each mounting configuration on all positions. Minimum clearance from side of unit to the wall is zero inches. Mounting inches are provided in the back of the cabinet, accessible through the blower compartment, if necessary, remove blower deck if additional mounting screws or bolts are desired. Blower deck may be slipped forward by loosening four screws at the front to provide access to mounting holes.

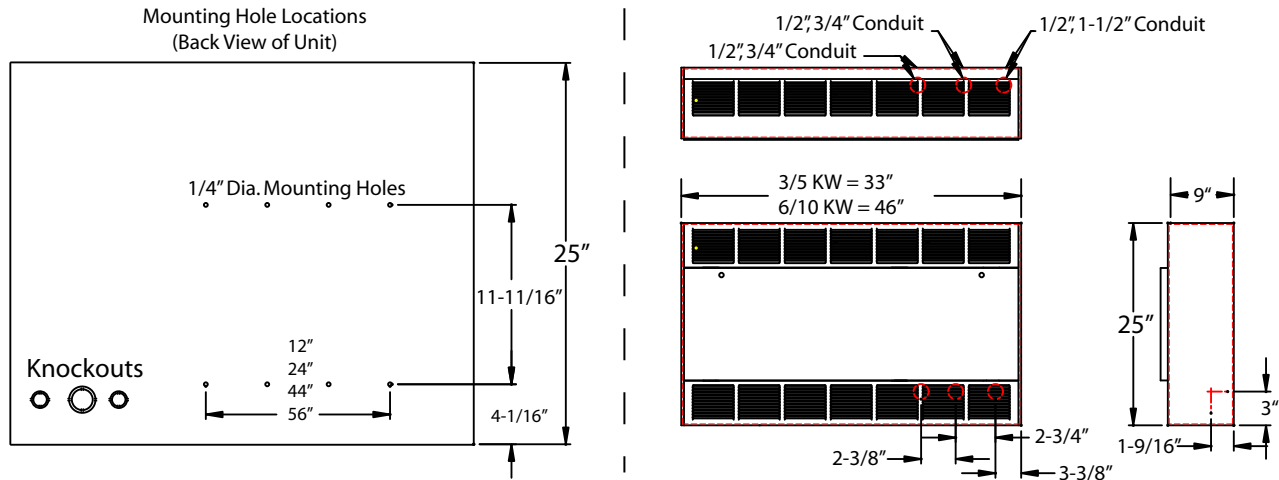
KEY: W = 6" minimum, X = 12" minimum, Y = 0" or greater, Z = 24" minimum

# 6300 Series Multiple Angle Cabinet Unit Heater

## Product Features (2-24 KW; All Voltages)

- For commercial and institutional application such as stores, schools, offices, transportation terminals, churches, or entranceways
- Wall or ceiling mount; surface, semi-recessed or fully recessed
- (8) air inlet and outlet configurations
- Capacities from 2-24 KW with 230 to 1,000 CFM
- Motors are two speed, shaded pole, resilient mounted, direct drive. High/low heat and blower speed offer versatility
- ETL Listed
- Beige powder coated finish
- Choice of five standard control options include unit mounted 120 or 24V thermostats, with built-in control transformers, setback thermostat option
- Industrial type finned tubular elements
- Easily removable fan and element decks for simplified maintenance
- Full length thermal protection
- Limited warranty-one year
- Optional locking front cover

## Product Dimensions



## Stocked Models & Features

HEATER LENGTH	MFG CATALOG NUMBER	MFG MODEL NUMBER	HIGH				LOW				VOLTS	PHASE	WT. (LBS)	LIST
			KW	BTUs	AMPS	CFM	KW	BTUs	AMPS	CFM				
33"	06671402	6333D052033B30D0F	5	17065	25.0 / 17.6	250	3	10239	15.4 / 9.2	230	208	1-3*	99	4884
	06671502	6333D052433B30D0F			21.8 / 15.4				13.5 / 8.2		240	1-3*		
	06670802	6333D054833B30D0F			7.8				4.6		480	3		
46"	06671902	6346D102433B30D0F	10	34130	43.6 / 30.7	500	6	20478	26.9 / 16.2	460	240	1-3*	130	5510
	06672002	6346D104833B30D0F			15.4				8.1		480	3		
International Models														
33"	04736202	6333D053834B30D0F1	5	17065	7.6	250	3	10239	4.56	230	380	3 (4-Wire)	99	4884
	04736302	6333D054134B30D0F1			6.97				4.18		415			
46"	04736402	6346D103834B30D0F1	10	34130	15.2	500	6	20478	9.12	460	380		130	5510
	04736502	6346D104134B30D0F1			13.94				8.36		415			

- 1 / 3 phase field convertible with 24 Volt control circuit.
- Disconnect switch, dust filter, & high low operation.
- Built-in thermostat and field convertible for remote thermostat.

\*Factory wired for 3-phase, field convertible to 1-phase.

## Accessories

MFG CATALOG NUMBER	MFG MODEL NUMBER	SIZE	DESCRIPTION	LIST
DUCT COLLAR				
04415602	DC-33	33"	The same model is used for the inlet or outlet. If duct collars are required for both inlet & outlet then 2 must be ordered.	287
04415702	DC-46	46"		350
04415802	DC-66	66"		438
04415902	DC-79	79"		532
RECESSING TRIM FRAMES				
04537802	TF-33	33"	Recessing Trim Frames should be ordered to "trim-out" any recessed or semi-recessed installation.	261
04537902	TF-46	46"		292
04538002	TF-66	66"		365
04538102	TF-79	79"		400

MFG CATALOG NUMBER	MFG MODEL NUMBER	SIZE	LIST
Fresh Air Make-Up Intake Flange & Kickbase			
07715802	FAM33	33"	569
07715902	FAM46	46"	653
07716002	FAM66	66"	1004
07716102	FAM79	79"	1105
Kickbase (Pedestal) ONLY			
07715402	KB33	33"	228
07715502	KB46	46"	239
07715602	KB66	66"	290
07715702	KB79	79"	317