

# PAR20 5.5W DIM. CORE LED SERIES



## CORE



5.5W REPLACES




## 50W Hal.

80% Energy Savings

## \$174 Savings per lamp\*

- Lightweight environmentally friendly construction
- Full-face optic: maximizes distribution, minimizes glare
- Exceptional 91 LPW in Warm White
- Smooth dimming on existing dimmers
- FL beam angle in Soft White & Warm White CCT



lighting  
facts  
LED Product Partner


LM 79

LM 80

TM 21

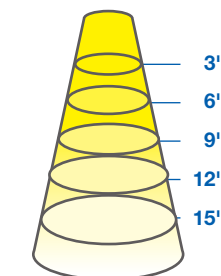


### SUITABLE FOR ALL DIRECTIONAL APPLICATIONS

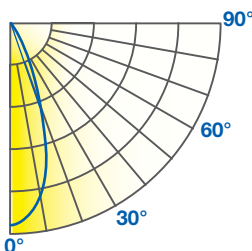


## ILLUMINANCE & CANDELA DISTRIBUTION

5.5PAR20DIM/830FL40



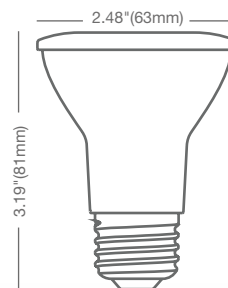
Diameter	Footcandles
2.2	83
4.4	21
6.6	9
8.7	5
10.9	3



Degree	Candela
0	800
5	772
15	558
25	235
35	68
45	25

For other CCT use the following multipliers: 2700K .95

**Base:** E26  
**Voltage:** 120V  
**Dimmable:** Yes\*\*\*  
**PF:** 0.9  
**Lifetime:** 25,000 hrs  
**Weight:** 0.14lb / 64g



## SPECIFICATIONS

Model	Product	Power (W)	CCT	CRI (typ.)	Lumens	LPW	Beam Angle	CBCP (cd)
5.5PAR20DIM/827FL40	57789	5.5	Soft White 2700K	80	450	82	FL 40°	750
5.5PAR20DIM/830FL40	57791	5.5	Warm White 3000K	80	500	91	FL 40°	800

\* Savings per lamp based on \$0.11 / kw energy cost, 12 hrs / day lamp usage, \$5.50 halogen with 1500-hr lifetime, \$14 LED with 25,000-hr lifetime

\*\* Not intended for use in totally enclosed fixtures

\*\*\* List of tested dimmer switches available on website