

PAR30 8.5W DIM. CORE LED SERIES



CORE



8.5W REPLACES



75W Hal.

80% Energy Savings

\$256 Savings per lamp*

- Wet location rated for outdoor use
- Lightweight environmentally friendly construction
- Full-face optic: maximizes distribution, minimizes glare
- High 82 LPW in Warm White
- Smooth dimming on existing dimmers
- FL beam angle in Soft White & Warm White CCT



**lighting
facts**
LED Product Partner

LM 79

LM 80

TM 21



25,000 H



DIMMABLE



82 LPW
EFFICACY



3 YR
WARRANTY




80
CRI (Ra)



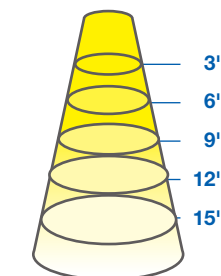
WET
LOCATION

SUITABLE FOR ALL DIRECTIONAL APPLICATIONS

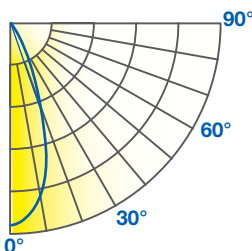


ILLUMINANCE & CANDELA DISTRIBUTION

8.5PAR30DIM/830FL40



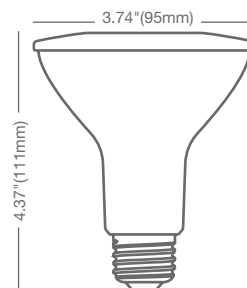
Diameter	Footcandles
2.2	194
4.4	49
6.6	22
8.7	12
10.9	8



Degree	Candela
0	1750
5	1688
15	1159
25	396
35	102
45	44

For other CCT use the following multipliers: 2700K .95

Base: E26
Voltage: 120V
Dimmable: Yes***
PF: 0.9
Lifetime: 25,000 hrs
Weight: 0.29lb / 132g



SPECIFICATIONS

Model	Product	Power (W)	CCT	CRI (typ.)	Lumens	LPW	Beam Angle	CBCP (cd)
8.5PAR30DIM/827FL40	57795	8.5	Soft White 2700K	80	650	76	FL 40°	1700
8.5PAR30DIM/830FL40	57797	8.5	Warm White 3000K	80	700	82	FL 40°	1750

* Savings per lamp based on \$0.11 / kw energy cost, 12 hrs / day lamp usage, \$8 halogen with 1500-hr lifetime, \$19 LED with 25,000-hr lifetime

** Not intended for use in totally enclosed fixtures

*** List of tested dimmer switches available on website

**** Suitable for use in wet locations