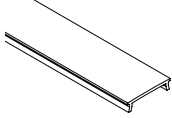



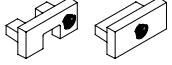



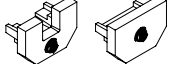



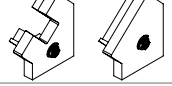



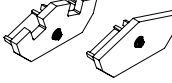


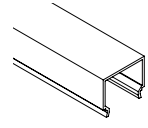



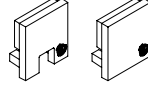



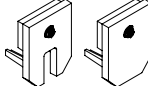



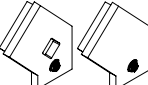
# CHROMAPATH® BUILDER COVERS / END CAPS

## Standard Covers & End-Caps

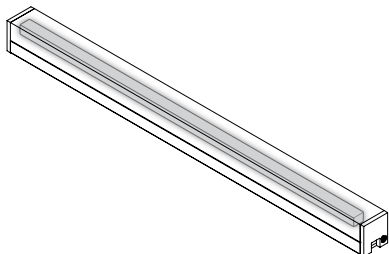
Item #	Finish	Form Factor	Bundles	Product Description	
DI-CPCHC-FR48**	Frosted	<b>Frosted Cover (48 in.)</b>	Single or 10 Pack	Protects LED tape light and slightly softens light. Note: there is an average warm shift in Kelvin of 35K and an average 28% decrease in delivered lumens.	
DI-CPCHC-FR96**	Frosted	<b>Frosted Cover (96 in.)</b>			
DI-CPCHC-CL48**	Clear	<b>Clear Cover (48 in.)</b>		Protects LED tape light with no visible color shift or change in delivered lumens.	
DI-CPCHC-CL96**	Clear	<b>Clear Cover (96 in.)</b>			
DI-CPEC-SL DI-CPEC-SLW DI-CPEC-SLB	GY  WH  BL 	<b>SLIM End Caps</b>	Set of 5 (5 open, 5 closed)	A set of end caps includes closed and notched open cap that can accommodate wire up to 18/2 AWG. Available in three color options: Gray, White, and Black.	
DI-CPEC-SQ DI-CPEC-SQW DI-CPEC-SQB	GY  WH  BL 	<b>SQUARE End Caps</b>	Set of 5 (5 open, 5 closed)		
DI-CPEC-45 DI-CPEC-45W DI-CPEC-45B	GY  WH  BL 	<b>45° End Caps</b>	Set of 5 (5 open right, 5 closed right, 5 open left, 5 closed left)		
DI-CPEC-DU DI-CPEC-DUW DI-CPEC-DUB	GY  WH  BL 	<b>DUO End Caps</b>	Set of 5 (5 open, 5 closed)		

\*\* - SKUs listed above are for Single covers. Add a -10 for a 10 pack bundle.

## Premium Diffusion Covers & End-Caps

Item #	Finish	Form Factor	Bundles	Product Description	
DI-CPCHC-PD48**	Frosted	<b>Premium Diffusion Cover (48 in.)</b>	Single or 10 Pack	The ultimate in total diffusion for uninterrupted continuous LED light output. Adds 0.74in. height to channel. Note: there is an average warm shift in Kelvin of 75K and an average 24% decrease in delivered lumens.	
DI-CPCHC-PD96**	Frosted	<b>Premium Diffusion Cover (96 in.)</b>			
DI-CPEC-SLPD DI-CPEC-SLPDW DI-CPEC-SLPDB	GY  WH  BL 	<b>SLIM Premium Diffusion End-Caps</b>	Set of 5 (5 open, 5 closed)	A set of end caps includes closed and one notched open cap that can accommodate wire up to 18/2 AWG.	
DI-CPEC-SQPD DI-CPEC-SQPDW DI-CPEC-SQPDB	GY  WH  BL 	<b>SQUARE Premium Diffusion End-Caps</b>	Set of 5 (5 open, 5 closed)		
DI-CPEC-45PD DI-CPEC-45PDW DI-CPEC-45PDB	GY  WH  BL 	<b>45° Premium Diffusion End-Caps</b>	Set of 5 (5 open right, 5 closed right, 5 open left, 5 closed left)		

\*\* - SKUs listed above are for Single covers. Add a -10 for a 10 pack bundle.



### PREMIUM DIFFUSION COMPATIBILITY NOTE

The CHROMAPATH PREMIUM DIFFUSION cover creates total diffused linear light. Simply swap out your standard CHROMAPATH cover for a PREMIUM DIFFUSION cover to eliminate LED hot spots. Compatible tape lights are listed on page 5.