

## FEATURES & SPECIFICATIONS

**INTENDED USE** — Ideal for New York applications requiring attractive edge-lit exit signage where 8" letter height is required.

**CONSTRUCTION** — Extruded brushed aluminum finish lamp housing.

Clear acrylic panels- letters measure 8" high with 1" stroke, with 100 ft viewing distance rating, based upon UL924 standards.

Mirrored separator panel standard for double face signs. Clear panel standard for single face signs. For single-face clear panels, EXIT is seen as a reversed image from the back.

**OPTICS** — The typical life of the exit LED lamp is 10 years. LEDs mounted on printed circuit board.

Low energy consumption — less than 5 watts for 120V red AC only and battery back-up.

**ELECTRICAL** — Dual-voltage input capacity (120/277).

Battery (EL option): Sealed, maintenance-free nickel-cadmium battery delivers 90 minutes capacity to lamp.

**INSTALLATION** — EDGNY: Universal (top, end or back) mounting. Canopy provided.

EDGRNY: Recessed top mounting only.

Universal directional indicators. Field selected and attached.

**LISTINGS** — UL listed (standard). Non-IC recessed mounting (EDGRNY). Meets UL 924, NFPA 101 (current Life Safety Code), NEC and OSHA illumination standards.

**WARRANTY** — 5-year limited warranty. (Battery is prorated). Complete warranty terms located at:

[www.acuitybrands.com/CustomerResources/Terms\\_and\\_conditions.aspx](http://www.acuitybrands.com/CustomerResources/Terms_and_conditions.aspx)

**NOTE:** Actual performance may differ as a result of end-user environment and application.

All values are design or typical values, measured under laboratory conditions at 25°C.

Specifications subject to change without notice.

|                |
|----------------|
| Catalog Number |
| Notes          |
| Type           |

### Edge-Lit Exits

# EDGNY

### LED LAMPS



### ORDERING INFORMATION

For shortest lead times, configure products using **bolded options**.

**Example:** EDGNY 1 R EL

| Family  | Housing color                   | Number of faces                   | Letter color | Operation                        |
|---|---------------------------------|-----------------------------------|--------------|----------------------------------|
| <b>EDGNY</b> Surface mount LED edge-lit exits | <b>(blank)</b> Brushed aluminum | <b>1</b> Single face              | <b>R</b> Red | <b>(blank)</b> AC only           |
| <b>EDGRNY</b> Recess mount LED edge-lit exits |                                 | <b>2</b> Double face <sup>1</sup> |              | <b>EL</b> Nickel-cadmium battery |

|   |  |
|---|--|
| <b>Accessories:</b> Order as separate catalog number. |  |
| ELA US12  | Universal 12" stem kit, brushed aluminum. <sup>2,3</sup> |

#### Notes

1. Mirrored panel standard on double-face.
2. Not available with EDGRNY.
3. See spec sheet [ELA-Stemkits](#).

SPECIFICATIONS

| ELECTRICAL        |                               |                |             |           |
|-------------------|-------------------------------|----------------|-------------|-----------|
| Primary Circuit   |                               |                |             |           |
| Type <sup>1</sup> | Typical LED life <sup>2</sup> | Supply voltage | Input watts | Max. amps |
| Red LED AC only   | 10 years                      | 120            | 3           | .025      |
|                   |                               | 277            | 3           | .011      |
| Red LED emergency | 10 years                      | 120            | 3           | .025      |
|                   |                               | 277            | 3           | .011      |

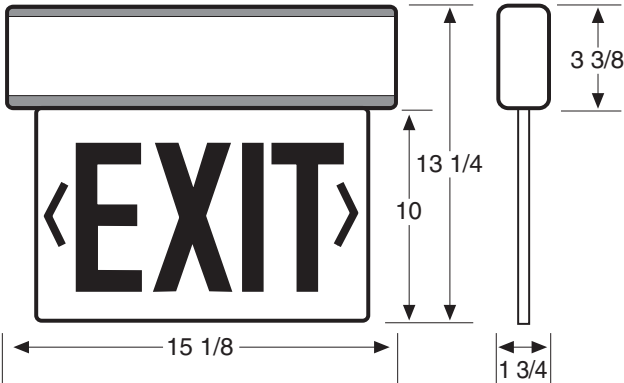
| BATTERY (EL operation)  |                           |                          |                                  |
|-------------------------|---------------------------|--------------------------|----------------------------------|
| Sealed Nickel-Cadmium   |                           |                          |                                  |
| Shelf life <sup>3</sup> | Typical life <sup>3</sup> | Maintenance <sup>4</sup> | Optimum temperature <sup>5</sup> |
| 3 years                 | 7 – 9 years               | none                     | 32° – 100°F<br>(0° – 38°C)       |

- Notes
- 1 LED lamps operate in normal (AC input) and emergency (DC input) modes.
  - 2 Based on continuous operation. The typical life of the exit LED lamp is 10 years.
  - 3 At 77°F (25°C).
  - 4 All life safety equipment, including emergency lighting for path of egress must be maintained, serviced, and tested in accordance with all National Fire Protection Association (NFPA) and local codes. Failure to perform the required maintenance, service, or testing could jeopardize the safety of occupants and will void all warranties.
  - 5 Optimum ambient temperature range where unit will provide capacity for 90 minutes. Higher and lower temperatures affect life and capacity. Consult factory for detailed information.

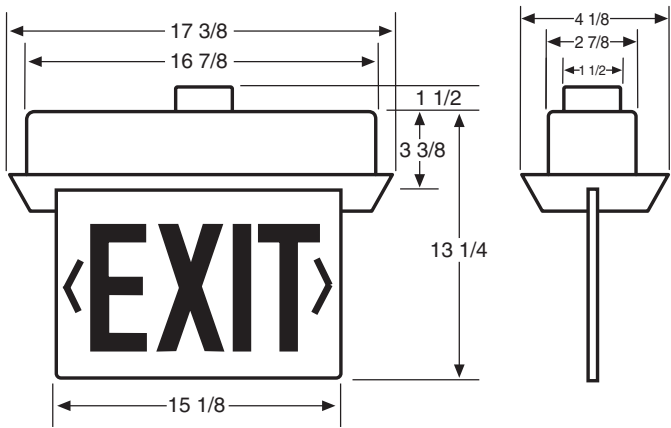
MOUNTING

All dimensions are inches (centimeters) unless otherwise indicated.  
Shipping weight: 4 lbs (1.814 kgs)

EDGNY




EDGRNY



Dimensions do not include mounting brackets.

KEY FEATURES



The typical life of the exit LED lamp is 10 years.