

DESCRIPTION

Small aperture housing for accent and task lighting where housing will be in direct contact with ceiling insulation. The EI400AT AIR-TITE construction limits air exchange between the ceiling plenum and heated or air conditioned areas.

Housing Features

- EI400AT is an AIR-TITE fixture sealed and gasketed to prevent airflow between plenum spaces and heated areas.
- Integral thermal protector guards against misuse of insulation materials and improper lamping.
- Double wall housing construction.
- Junction Box is listed for through branch circuit wiring and has seven 1/2" knockouts and four

non metallic (NM) sheathed cable knockouts with true pry out slots. NM sheathed cable knockouts include built in strain relief and require no additional clamps.

- Captive bar hangers span 24" joists and allow housing to be positioned at any point of fully extended hanger bars. Score lines provided for easy field shortening for 12" joists. Unique arrowhead design provides "Rapid" installation.

Installation Features

- 5 7/8" Height allows use in 2"x 6" joist construction.
- Housing can be removed from plaster frame for junction box access.
- Accommodates 1" thick ceilings.

Listings

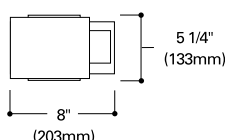
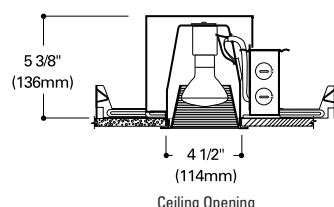
- UL Listed for Damp Location
- UL listed for Feed Through
- UL listed for Direct Contact with Insulation and combustible material
- CSA Certified
- State of California Title 24
- Washington State Energy Code
- International Energy Conservation Code (IECC)
- New York State Energy Conservation Construction Code (NY-ECCC)
- Model Energy Code (MEC)
- Certified Under ASTM-E283



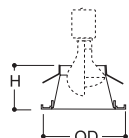
EI400AT

4" IC AIR-TITE HOUSING

- For insulated ceilings and direct contact with insulation
- EI400AT is AIR-TITE and prevents airflow between attic and living areas



REFLECTORS



ERT403

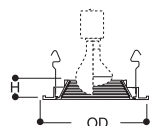
Specular Reflector

- Finish:** High Gloss Appliance White Trim Ring, Specular Clear Reflector (ERT403)
- Lamp:** ET400, ET400R: 40W A19, 40W R16, 50W PAR20, 50W R20
EI400AT: 50W PAR20, 50W R20
- Height:** 2 1/2" (63mm) **OD:** 5" (127mm)



ERT403


BAFFLES



ERT401

Baffle

- Finish:** High Gloss Appliance White Trim Ring, Black Baffle (ERT401), High Gloss Appliance White Trim Ring and Baffle (ERT401WHT)
- Lamp:** ET400, ET400R: 50W PAR20, 50W R20
EI400AT: 35W PAR20 (50W PAR20, 50W R20 with H1999 Socket Extender)
- Height:** 1 1/8" (28mm) **OD:** 5" (127mm)




ERT401

ERT401WHT

ERT413

Black Baffle

- Finish:** High Gloss Appliance White Trim Ring, Black Baffle (ERT413)
- Lamp:** ET400: 45W R20, 50W PAR20
ET400R: 40W A19, 50W R20, 50W PAR20
EI400AT: 45W R20, 50W PAR20
- Height:** 00 (00mm) **OD:** 5" (127mm)



ERT413

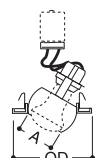
ERT413WHT White Baffle

- Finish:** High Gloss Appliance White Trim Ring and Baffle (ERT413WHT)
- Lamp:** ET400: 45W R20, 50W PAR20, 40W A19, 50W R20
ET400R: 40W A19, 50W R20, 50W PAR20
EI400AT: 40W A19, 50W R20, 50W PAR20
- Height:** 00 (00mm) **OD:** 5" (127mm)



ERT413WHT

ADJUSTABLES



ERT402

Eyeball

- Finish:** High Gloss Appliance White (ERT402)
- Lamp:** ET400, ET400R: 40W R16, 60W PAR16
EI400AT: 40W R16
- Aperture:** 2 1/8" (54mm) **OD:** 5" (127mm)



ERT402

NOTE: Housing shown with trim and lamp for reference only. Housing and trim must be ordered separately. Lamp not included unless otherwise stated.