

°STELPRO

EL-NIÑO HAND DRYER

ELN SERIES

THE PERFECT COMBINATION OF POWER AND STYLE

The EL-NIÑO™ is absolutely incredible; you have to feel it to believe it. This powerful hand dryer dries hands completely in mere seconds. The EL-NIÑO™ is a quiet, energy efficient solution that combines quick drying with overall savings. In fact, this state-of-the-art hand dryer offers four personalized operating modes to respond to your different needs. Save time and money with the stylish EL-NIÑO™!

FOUR PERSONALIZED OPERATING MODES: A FIRST IN THE INDUSTRY

HEAVY DUTY DIE-CAST ALUMINUM ALLOY SHELL

ENERGY AND COST EFFICIENT

STYLISH AND COMPACT

SEMI-RECESSED INSTALLATION

4 INCHES OR LESS TO MEET ADA STANDARDS
(AMERICANS WITH DISABILITIES ACT)



COLOURS

white, chrome or brushed chrome

FINISH

epoxy-polyester powdercoat or chrome plated

MANUFACTURING

- rib reinforced shell, solidly constructed of die-cast aluminum alloy
- lightweight, heavy duty and rustproof shell
- secured to wall bracket with two chrome plated tamper-proof bolts

ELEMENT

nichrome element located in the motor section

CONTROL

- four personalized operating modes to meet your needs
- infrared optical sensor located next to the air outlet activates and deactivates the hand dryer
- 60-second lockout feature is activated if hands are not removed before this time

INSTALLATION

- surface mounted
- optional semi-recessed installation, depth of 4 inches or less; meets ADA standards (*Americans with Disabilities Act*)

TECHNICAL SPECIFICATIONS

PRODUCT		POWER (WATTS)		VOLTAGE	AMPERAGE	COLOUR	WEIGHT		PRICE
		Data obtained in Normal/High mode							
CODE	ELEMENT	MOTOR	TOTAL	VOLTS	AMPERES		KG	LB	
ELNV0901AW	900	550	1450	120	12	WHITE	4.4	9.8	611.00
ELNV0901ABC	900	550	1450	120	12	BRUSHED CHROME	4.4	9.8	665.00
ELNV0901ACH	900	550	1450	120	12	CHROME	4.4	9.8	665.00
ELNV0902AW	900	550	1450	240	6	WHITE	4.4	9.8	611.00
ELNV0902ABC	900	550	1450	240	6	BRUSHED CHROME	4.4	9.8	665.00
ELNV0902ACH	900	550	1450	240	6	CHROME	4.4	9.8	665.00
ELNV0908AW	900	550	1450	208	7	WHITE	4.4	9.8	611.00
ELNV0908ABC	900	550	1450	208	7	BRUSHED CHROME	4.4	9.8	665.00
ELNV0908ACH	900	550	1450	208	7	CHROME	4.4	9.8	665.00

* Data obtained in Normal/High mode.

°STELPRO reserves the right to modify descriptions, manufacturing specifications or prices without prior notice.
For all the latest models and updated prices, please refer to our web site at www.stelpro.com. * Three years on electronic components.



OPERATING MODES

The EL-NIÑO's built-in electronic control provides you with the option to personalize your unit to meet all your needs.

- ULTIMATE – Normal/High mode



High air speed and full heating power for quick drying

Perfect for: stadiums, arenas, theatres, public places, and warehouses
- COMFORT – Normal/Low mode



Reduced air speed and moderate heating power for comfortable noise level and heat range

Perfect for: libraries, small restaurants and coffee shops
- ECONOMICAL – Eco/High mode



High air speed without heat for quick drying with energy and cost savings





Perfect for: schools, universities, amusement parks, warehouses and large restaurants
- HARMONY – Eco/Low mode



Reduced air speed without heat for energy savings and a moderate noise level

Perfect for: hospitals, libraries, daycares, small restaurants and coffee shops

LEGEND

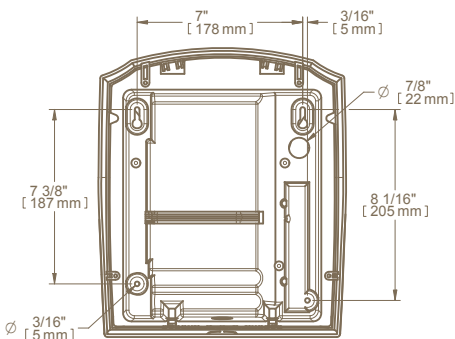
AIR SPEED	HEATING POWER	NOISE LEVEL	ENERGY SAVINGS
			

MODE	NOISE LEVEL (DB)		AIR SPEED (LFM)		TOTAL POWER	DRYING TIME
	WITHOUT HANDS	WITH HANDS	AT AIR OUTLET	AT HAND LEVEL*	WATTS	SECONDS
ULTIMATE - NORMAL/HIGH	77	90	19000	16000	1450	10
COMFORT - NORMAL/LOW	72	85	11400	9600	1175	15
ECONOMICAL - ECO/HIGH	77	90	19000	16000	550	15
HAMRONY - ECO/LOW	72	85	11400	9600	465	20

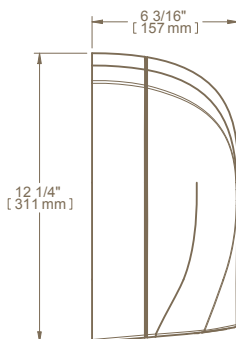
* 4 inches below



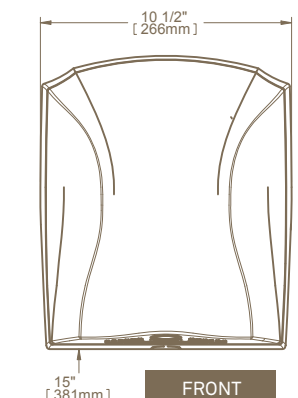
TECHNICAL DRAWINGS



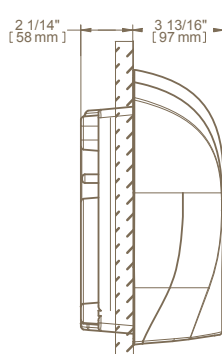
BACK



SIDE



FRONT



RECESSED

FLOOR OR COUNTER

ACCESSORIES

WALL GUARD

The wall guard protects the wall under the hand dryer from drops of water due to wet hands being blown dry, keeping bacteria from forming on the wall.

PRODUCT	DESCRIPTION	PRICE
SHDXL-89W	Wall guard - white (15 3/4 in. x 31 3/4 in. x 1/16 in.)	225.00 (for 2)
SHDXL-89B	Wall guard - black (15 3/4 in. x 31 3/4 in. x 1/16 in.)	225.00 (for 2)
SHDXL-89S	Wall guard - stainless steel (15 3/4 in. x 31 3/4 in. x 1/16 in.)	359.00 (for 2)

