

Description

The H2932ICTW is a 25 watt shallow rectangular lensed wall light. The H2932ICTW comes complete with a thermally protected shallow housing and an albalite glass lensed trim.

Application

The H2932ICTW features a 25 watt IC-rated shallow rectangular housing designed for use in 2" x 4" construction. The H2932ICTW may be used in direct contact with insulation.

SPECIFICATION FEATURES

A...Housing

Material: CRS
Dimensions:
3-1/2" D x 5-1/2" W x 8" L enclosure
(11-5/8" L enclosure and J-box)
Finish: Gloss White
Optic: Specular reflector
Mounting: Crimp tabs for bar hangers (included)
Partitioned compartment for thermal protector

B... Trim

Material: CRS
Flange: Chamfered, round-edge bevel
Dimensions: 9-3/8" L x 5-3/4" W
Finish: Satin White
Lens: Albalite Glass
Retention method: Two torsion springs

C... Junction Box

UL listed for through branch wiring.
Seven conduit knockouts are uniform trade size: five 1/2" and two 3/4" knockouts
Easy access tool-less junction box cover with side mounting spring clip

D... Socket


Porcelain socket with nickel-plated brass screw shell.

Lamp

25 Watt, A19 (by others).

Labels

- UL listed for feed through
- UL listed for damp location
- UL listed for direct contact with insulation
- CuL listed



H2932ICTW

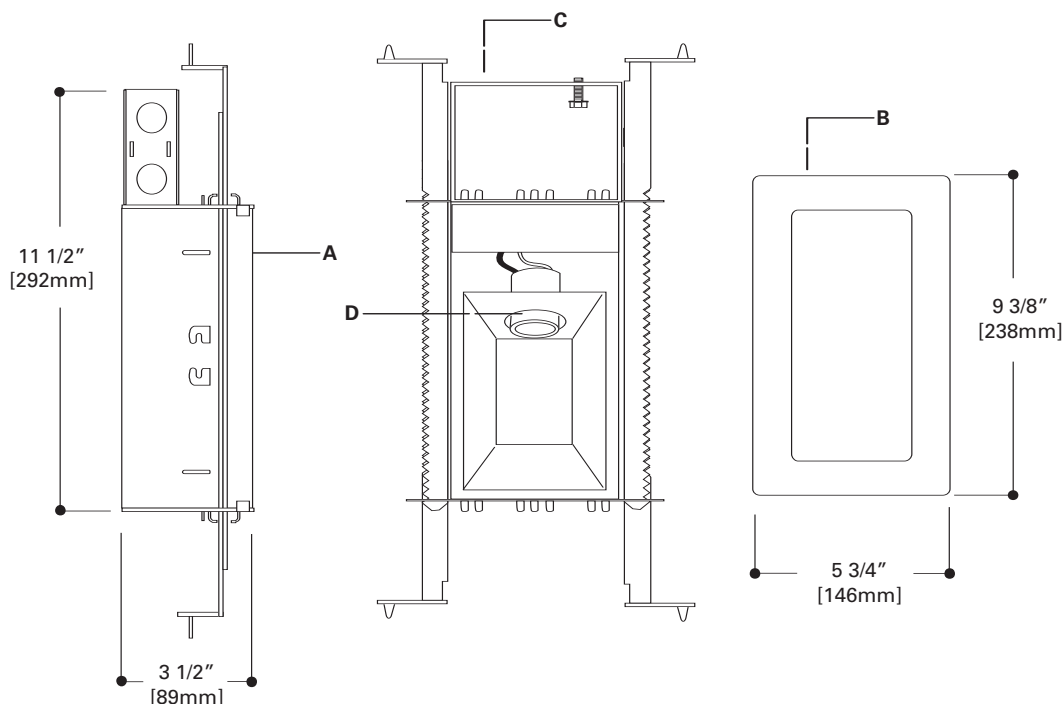
25 Watt

Lensed Wall Light

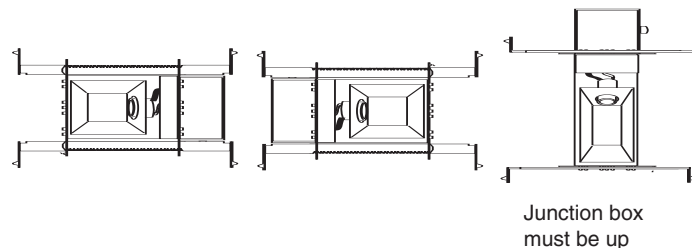
SHALLOW RECESSED
HOUSING WITH
ALBALITE LENS

FOR USE IN
INSULATED WALLS

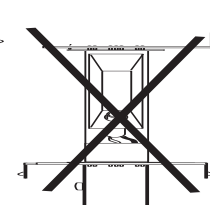
FOR DIRECT CONTACT
WITH INSULATION



Acceptable Orientations



Not Allowed



Ordering Information
Catalog Number: H2932ICTW