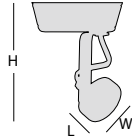


- May be fitted with factory installed extensions



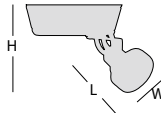
System			Finish			Lamp	Dimensions		
L	H	J/J2	BK	BN	WT	MR16	L	W	H
<b>LHT-180</b>	<b>HHT-180</b>	<b>JHT-180</b>	•	•	•	50w max	2"	2 1/8"	5 3/4"
<b>LHT-180L</b>	<b>HHT-180L</b>	<b>JHT-180L</b>	•	•	•	75w max	2"	2 1/8"	5 3/4"

Order lamp separately. Clear lens included. See pages 193-194 for lens options.

Model shown **JHT-180-BN**



- Shorter bracket design for close to ceiling, low profile look
- Perfect for retail and kiosk displays
- May be fitted with factory installed extensions



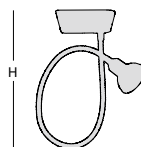
System			Finish		Lamp	Dimensions		
L	H	J/J2	BK	WT	MR16	L	W	H
<b>LHT-160</b>	<b>HHT-160</b>	<b>JHT-160</b>	•	•	50w max	2 1/2"	2 1/8"	4 1/16"
<b>LHT-160L</b>	<b>HHT-160L</b>	<b>JHT-160L</b>	•	•	75w max	2 1/2"	2 1/8"	4 1/16"

Order lamp separately. Clear lens included. See pages 193-194 for lens options.

Model shown **HHT-160L-WT**



- Flexible swivel places light precisely where needed for various applications



System			Finish			Lamp	Dimensions
L	H	J/J2	BK	BN	WT	MR16G, MR11G	H
<b>LHT-204</b>	<b>HHT-204</b>	<b>JHT-204</b>	•	•	•	50w max	25 13/16"
<b>LHT-204L</b>	<b>HHT-204L</b>	<b>JHT-204L</b>	•	•	•	75w max	25 13/16"

Shown with MR16G and optional mesh bulb shield (MBS-16)

Order lens and lens clip when used without bulb shield. See pages 193-194 for lens options.

Model shown **LHT-204L-BK**



Finish Key BK-Black, BN-Brushed Nickel, WT-White

