

# Multi-Mac®

**Multiple  
CONFIGURATIONS**

o Prevent Weather Damage  
o Outlets and Electric  
Shock from Exposure to  
Water for Outdoor Spas,  
Holiday Lights, and BBQ  
Kitchens.

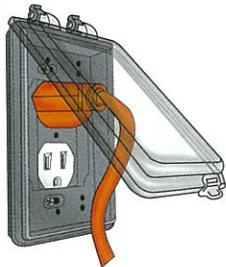
Prevents Accidental  
Unplugging of Power Tools  
and Lawn Equipment.

Added Safety around  
Sprinkler Systems and  
Outdoor Electrical Outlets.

## SINGLE GANG ▼

UNIT MOUNTS VERTICAL AND HORIZONTAL

**14-1**  
CONFIGURATIONS



### Receptacle Cover - Flat 5/8" Depth

Weatherproof  
Vertical and Horizontal  
Universal Fit - 14 in 1 Configurations  
Duplex, GFCI, Switch, and Multi-Rounds  
**MM140C-B** ..... Clear  
**MM140GY-B** ..... Grey

**16-1**  
CONFIGURATIONS

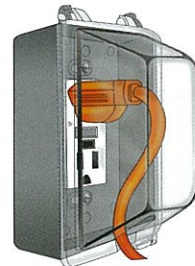
New  
Design



### Receptacle Cover - Standard 3" Depth

Weatherproof While in Use  
Vertical and Horizontal  
Universal Fit - 16 in 1 Configurations  
Duplex, GFCI, Switch, and Multi-Rounds  
**MM400C-B** ..... Clear  
**MM400GY-B** ..... Grey  
**MM400W-B** ..... White

**14-1**  
CONFIGURATIONS



### Receptacle Cover - Jumbo 4 3/4" Depth

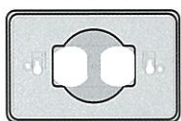
Weatherproof While in Use  
Vertical and Horizontal  
Universal Fit - 14 in 1 Configurations  
Duplex, GFCI, Switch, and Multi-Rounds  
**MM740C-B** ..... Clear  
**MM740GY-B** ..... Grey

For more information on Multi-Mac specifications visit [www.TayMac.com](http://www.TayMac.com) or call 1-800-526-5416.

## Adapter System

### MULTI-MAC BASE

- (1) Multi-Mac® base comes pre-configured for duplex installation.



### KNOCK-OUT FOR ADAPTER

- (2) Remove duplex and GFCI knock-outs.




### ADAPTER

- (3) Remove knock-outs from adapter until proper dimension.




### ADAPTER INSERTED IN BASE

- (4) Align the arrow on the adapter with the arrow on the back side of the base, and snap into position.



Units come pre-configured for duplex, snap out for GFCI, and contain one (1) adapter for switch and multi-rounds.



Duplex



Duplex



GFCI



GFCI

+ Adapter =  
(included)



Switch

New with  
MM400



1 1/4"



1 3/8"



1 5/8"



1 3/4"



2 1/4"



Switch



1 1/4"



1 3/8"



1 5/8"



1 3/4"



2 1/4"