

NT-300 and NT-2300 Series

Single and Dual Circuit Track System

PRODUCT DESCRIPTION

Low profile, extruded aluminum track with 20-Amp rated flat, solid integral conductors. Variety of connectors and accessory parts available.

NOTE: Nora Track is not approved for use with remote transformers. Low voltage fixtures required a transformer for each fixture, can be purchased as a separate item or a fixture with transformer included.

CONSTRUCTION

Extrusion: 0.030 die cast aluminum construction with 0.045 PVC insulators holding 12-gauge flat conductor wiring. Polarity groove is located on face of track to indicate location of grounding conductor

Polarity Groove: Each track section includes a groove on the surface of the extrusion. This groove must be continuous throughout the track run. Track heads also have a polarity groove, which must coincide with the track's polarity groove.

MOUNTING

The track may be surface, stem, or cable mounted. All lengths can be field cut. Surface mounting hardware included with each track section.

COMPATIBILITY

Nora track system is compatible with Halo, Catalina, Hampton Bay, Halo-Edison, or any other brand configured to Halo 3-wire track configuration.

Note: Wands and monopoint canopies are generally not compatible with other manufacturers.

DIMMING

Nora track may be dimmed with any approved incandescent, magnetic low voltage, or electronic low voltage controls, depending on the track fixtures being used. If using two dimming switches on NT-2300 two-circuit track, only apply a single phase neutral to the shared common wire on the track rail. Do not attempt to use 3-way or multi-phase neutral if dimming.

ELECTRICAL

Voltage: 120V 60Hz


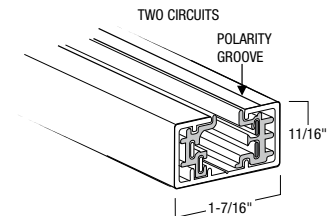
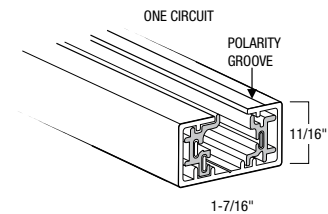
Wattage: 2400W each circuit

LISTING

cULus Listed for indoor, dry locations



PRODUCT IMAGES AND DIMENSIONS



One-Circuit Track		Two-Circuit Track	
Length	Finish	Length	Finish
NT-301 = 2'	B = Black	NT-2302 = 4'	B = Black
NT-302 = 4'	BZ = Bronze	NT-2303 = 6'	S = Silver
NT-303* = 6'	N = Natural Metal	NT-2304 = 8'	W = White
NT-304 = 8'	S = Silver	NT-2331* = 12'	
NT-331** = 12'	W = White		
* = not available in Bronze		* = not available in Silver	
** = not available in Bronze or Natural Metal			

Example: NT-302B = 4' One-Circuit Track, Black finish

NT-300 and NT-2300 Series

Single and Dual Circuit Track System Accessories



Live End Feed

NT-316	One-Circuit
NT-2316*	Two-Circuit

Finish: Black (B), White (W), Silver (S)
To start a run. Add 2-3/4" to length. Left hand polarity available for daisy chaing application (NT-316L)



Live End Feed with Cover

NT-311	One-Circuit
NT-2311	Two-Circuit

Finish: Black (B), White (W), Silver (S)
Live end to start a run. Mounting hardware included.



Floating Canopy Feed

NT-307	One-Circuit
NT-2307	Two-Circuit

Finish: Black (B), White (W), Silver (S)
Connects track to existing outlet box anywhere along the track. Mounting hardware included.



Live End with Cord and Plug Set

NT-321	One-Circuit
NT-2321	Two-Circuit

Finish: Black (B), White (W), Silver (S)
Live end 10-Amp, 1200 Watts Maximum 12-feet ground cord. (Not UL Listed)



Live End Conduit Connector

NT-328	One-Circuit
NT-2328*	Two-Circuit

Finish: Black (B), White (W), Silver (S)
Accepts standard 1/2" conduit fitting. Use the surface conduit feed, trade-size conduit fitting. Left hand polarity available for daisy chain applications (NT-328L)



Live End Feed w/Canopy

NT-352	One-Circuit
NT-2352	Two-Circuit

Finish: Black (B), White (W), Silver (S)
Live ends to start a run. Mounting hardware included.



Current Limiting Live End Feed with Circuit Breaker

NT-348 / _ _	One-Circuit
NT-2348 / _ _	Two-Circuit

Finish: Black (B), White (W), Silver (S)
Breaker: 0.5A, 1A, 2.5A, 5A, 7.5A, 10A, 12A, 14A
To start a run and includes an On/Off switch



Current Limiting In-Line Feed with Circuit Breaker

NT-358 / _ _	One-Circuit
NT-2358 / _ _	Two-Circuit

Finish: Black (B), White (W), Silver (S)
Breaker: 1A, 2.5A, 5A, 7.5A, 10A, 12A, 14A
Joins two track section together and includes an On/Off switch



T-Bar End Feed

NT-348	One-Circuit
NT-2348	Two-Circuit

Finish: Black (B), White (W), Silver (S)
To start a run. Top 3 knock-outs. Mounting hardware included.



Straight Connector

NT-310	One-Circuit
NT-2310	Two-Circuit

Finish: Black (B), White (W), Silver (S)
Joins two track sections end to end. Cannot be used a power feed. Add 1/8" to length.



Flexible Connector

NT-309	One-Circuit
NT-2309	Two-Circuit

Finish: Black (B), White (W), Silver (S)
Connecting two tracks at any angle up to 90°. Can be used as a power feed. Add 7-1/2" to length.



I-Connector

NT-312	One-Circuit
NT-2312	Two-Circuit

Finish: Black (B), White (W), Silver (S)
Can be power feed.
Joins two track sections together end to end. Add 4" to length.



L-Connector

NT-313	One-Circuit
NT-2313*	Two-Circuit

Finish: Black (B), White (W), Silver (S)
Connects two track sections at a 90°angle. Field adjustable for right or left hand application. Cover included to change to I-Connector application.



T-Connector

NT-314	One-Circuit
NT-2314*	Two-Circuit

Finish: Black (B), White (W), Silver (S)
Can be power feed. Connects three sections in a T configuration.



X-Connector

NT-315	One-Circuit
NT-2315	Two-Circuit

Finish: Black (B), White (W), Silver (S)
Can be power feed. To connect 4 track sections in a cross configuration. Add 4" to length.



Dead End Cap

NT-318	One-Circuit
NT-2318*	Two-Circuit

Finish: Black (B), White (W), Silver (S)
To end a run. Two are included with each track

* Note: All two-circuit track connectors are supplied as right polarity, for left polarity add "L" suffix

NT-300 and NT-2300 Series

Single and Dual Circuit Track System Accessories



Pendant Assembly Kit

NT-305	18"
NT-306	24"
NT-336	36"
NT-329	48"

Finish: Black (B), White (W), Silver (S)
Suspends track from ceiling. 4' maximum between pendants.



Replacement Stem

NRA-132/24	24"
NRA-132/48	48"
NRA-132/72	72"
NRA-132/96	96"
NRA-82	Stem Coupler

Finish: Black (B), White (W), Silver (S)
To replace existing or field damaged stem in a pendant assembly kit
Use NRA-82 coupler to join two stems together



Slope Pendant Adapter

NT-349
Finish: Black (B), White (W), Silver (S)
Allows pendant assembly kit (NT-305, NT-306, NT-336, NT-329) to hang straight down from ceiling.
Can be used to feed power to track.



Aircraft Cable Suspension Kit

NT-355/8	8'
NT-355/20	20'

Suspends track from high ceiling applications with 1/4" - 20 threaded coupling. Supplied with T-bar mounting clip, ceiling plate, aircraft cable and couplers



Wire Way Cover

NT-326 One or Two Circuit
Finish: Black (B), White (W), Silver (S)
For track to be wired through stem. Use one for each live end used



Outlet Box Cover

NT-320
Finish: Black (B), White (W), Silver (S)
Can be used at any feed connection live, straight, L, T or X. Screws included



T-Bar Attachment Clip

NT-332 15/16"
To attach track to T-Bar drop ceiling.



Cord and Plug Set

NT-327
Finish: Black (B), White (W), Silver (S)
Allows a power outlet to be placed on the track. (Not UL Listed)



Utility Hook

NT-308
Finish: Black (B), White (W), Silver (S)
For chain hung fixture up to 30 lbs.
Can be used as power feed.



Pendant Adapter

NT-368
Finish: Black (B), White (W), Silver (S)
Allows a pendant to be powered from track. Adapter extends 2" from the track.

NT-300 and NT-2300 Series

Single and Dual Circuit Track System Accessories



Versa QuickJack Adaptor

NT-370

Finish: Black (B), White (W), Silver (S)
Contains female QuickJack adapter. Accepts all fixtures with male QuickJack adapter.
Includes electronic transformer/Driver rated for 0-60W



Extension Rod

NT-322/12 12" w/Connectors

NT-322 18" w/Connectors

NT-323 24" w/Connectors

NT-324 36" w/Connectors

NT-325 48" w/Connectors

Finish: Black (B), White (W)
Extends track fixture from track. Also available by special order, factory installed extension rods to 48"



18" Flexible Extension Rod

NT-330 18"

Finish: Black (B), White (W), Silver (S)
For use only with NTH-618. Extends track fixture from track. Can NOT be used with NTL-200 series low voltage track fixtures



Slope Adapter

NT-333 H Fixture to H Track

NT-334 J Fixture to H Track

NT-335 H Fixture to J Track

Finish: Black (B), White (W), Silver (S)
For use on slope ceiling



Monopoint for Line Voltage Fixtures

NT-319 Square

NT-366 Round

Finish: Black (B), White (W), Silver (S)
Allows the installation of line voltage track fixture/pendant without a track - not suitable for all products. Mounts permanently to outlet box



Monopoint for Versa Low Voltage Fixtures

NT-337 Square

Finish: Black (B), White (W), Silver (S)
Allows the installation of one NTL-200 Versa series track fixture without a track. Mounts permanently to outlet box. 10lbs. max weight.



Monopoint for Double Locking Track Heads

NT-380 Round

Finish: Black (B), White (W)
Allows the installation of double locking track fixture without a track - not suitable for all products. Mounts permanently to outlet box. Compatible fixtures: NTE-854, NTE-855, NTE-880, NTH-910, NTH-920, NTH-930



Monopoint for Aiden Track Head (NTE-850)

NT-379 Round

Finish: Black (B), Silver (S), White (W)
Allows the installation of Aiden Track Head without a track - not suitable for all products. Mounts permanently to outlet box. Compatible fixture: NTE-850