



PB Bathroom fans

Remote exhaust fans for single or multiple locations. With or without LED lights.

- Smallest Footprint on Ceiling
- Dimmable Light (select models)
- Outdoor installation (select models)
- UL Listed
- Energy Efficient
- Backdraft Damper Included

[Find more details in our online catalogue](#)

Noise—or lack thereof.

The fan is located away from the bathroom, ensuring the noise level is minimized. It provides efficient moisture removal with minimum disturbances.

Small grille size

The compact grille's design minimizes its footprint on the ceiling to remain unobtrusive.

Energy Efficiency

This Premium Bath Fan is ENERGY STAR® listed, indicating that it meets strict energy efficiency guidelines set by the Environmental Protection Agency.

2 baths for the price of 1

Dual grille Premium Bath Fan can effectively ventilate two areas of the bathroom or two different bathrooms, simultaneously.

Certifications



Energy Star



UL Certified



UL Listed



HVI Certified

Technical parameters

Nominal data

Voltage (nominal)	120	V
Frequency	60	Hz
Phases	1~	
Input power	70	W
Input current	0.58	A
Impeller speed	2,703	rpm
Air flow	max 290	cfm

Protection/Classification

Enclosure class, motor	IP44
Insulation class	B

Dimensions and weights

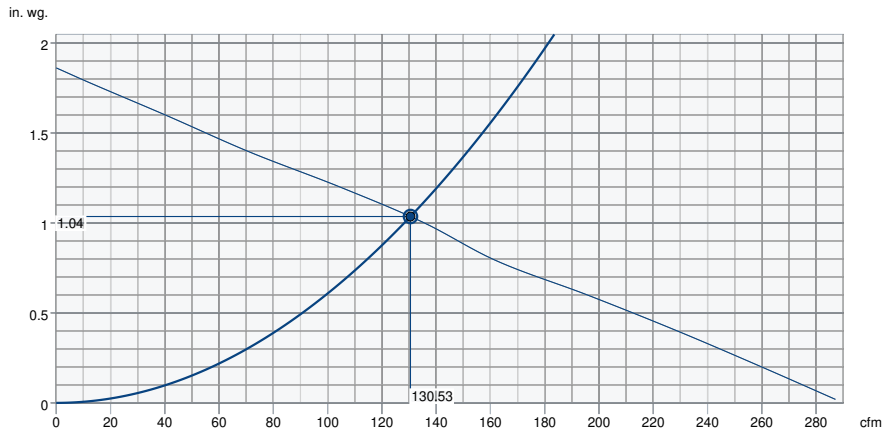
Duct dimension; Circular, inlet	6	in.
Duct dimension; Circular, inlet	6	in.
Duct dimension; Circular, outlet	6	in.
Weight	16.6	lb

Optional

Duct connection type	Circular
Motor type	AC

Performance

Performance curve



Hydraulic data

Required air flow	131 cfm
Required static pressure	1.04 in. wg.
Working air flow	131 cfm
Working static pressure	1.04 in. wg.
Air density	0.075 lb/ft³
Power	68 W
Fan control - RPM	2,674 rpm
Current	0.56 A
Airflow efficiency	1.9 cfm/W
Supply voltage	120 V

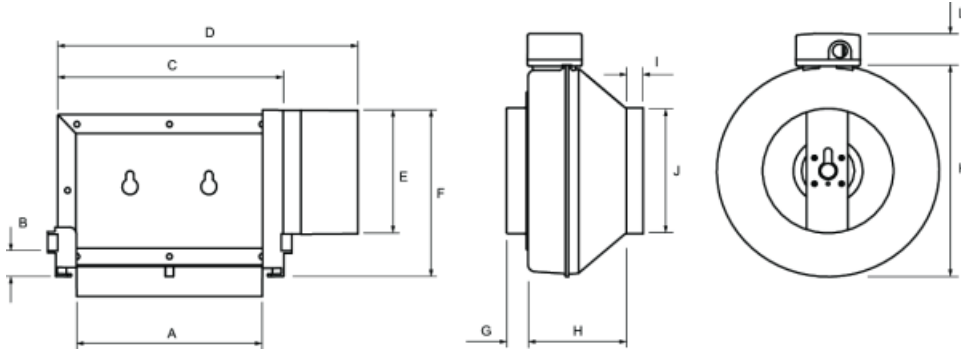
Performances

HVI Certified Rating(s)

Static Pressure (In. Wg.)	Rated Airflow (CFM)	Rated Power (Watts)
------------------------------	------------------------	------------------------

0.20	260	68
------	-----	----

Dimensions



Model	A	B	C	D	E	F	G	H	I	J	K	L
PB 270-2	5 15/16 (151)	3/4 (19)	7 3/8 (187)	9 3/4 (248)	4 (101)	5 3/8 (137)	1 (25)	6 1/4 (159)	7/8 (22)	6 (152)	11 3/8 (289)	2 1/2 (64)

PB 270H-2

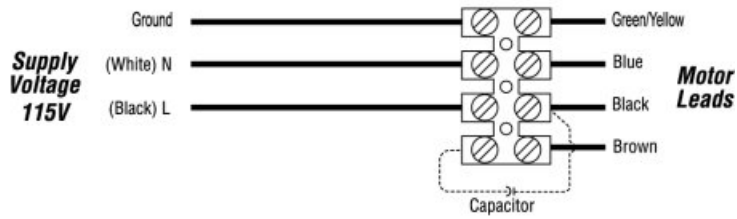
PB 270L7-2

PB 270L10-2

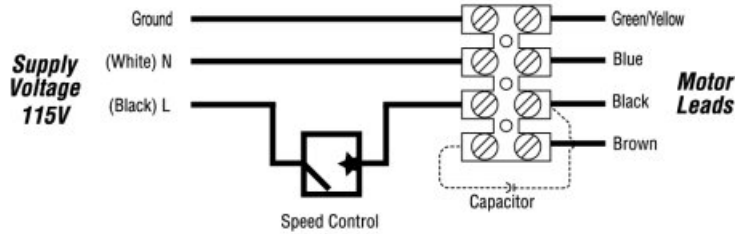
Dimensions in inches (mm)

Wiring

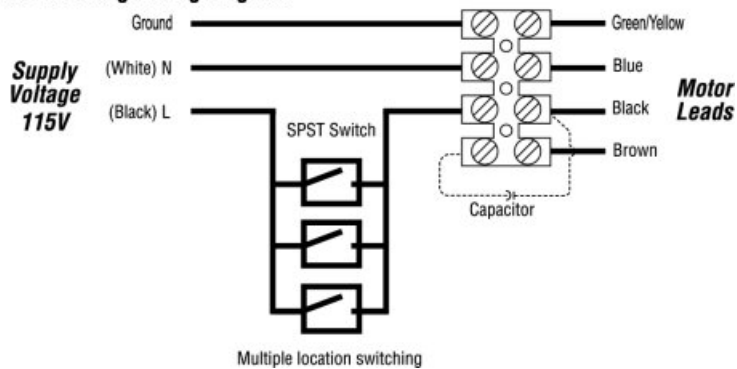
Without Motor Speed Controller



With Motor Speed Controller



Multiple Location Switching Wiring Diagram



Accessories

- FD60EM Electronic timer (411386)
- FIDT 6 Insulated Flex Duct (411064)
- RC6P Roof Cap (79957)
- FIDT 4 Insulated Flex Duct (411061)
- HS 6W External Louver Exhaust (45153)
- DHS 05 Humidity/Fan control (494044)

Documents

- E1575 Bathroom Ventilation Solutions EN
- 484089 PB Series IOM EN FR ES