

VERSABAR CORPORATION

RACEWAY HANGERS



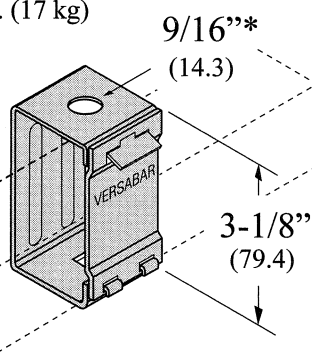
VF-7106

Wgt per "C"
38 lbs. (17 kg)

Snap closing hanger with hinged door for easy channel installation.

*Accepts rod swivel nuts
See page F-10

1-5/8" Max.
(41.3)

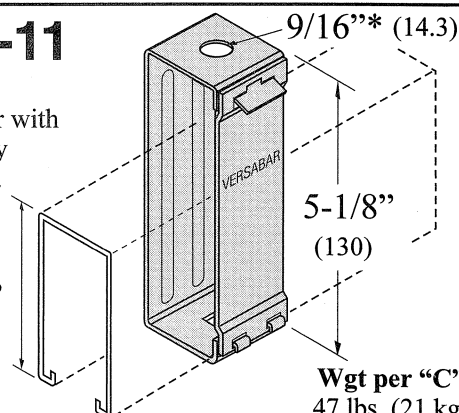


VF-7106-11

Snap closing hanger with hinged door for easy channel installation.

*Accepts rod swivel nuts
See page F-10

3-1/4"
(82.5)

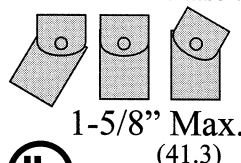


Wgt per "C"
47 lbs. (21 kg)

VF-7104

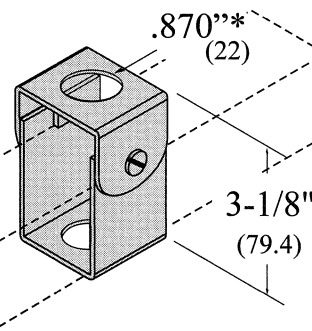
Permits angled suspension.
Accepts rod to 7/8" Dia.
or 1/2" conduit

*Reducing washers for 3/8"
& 1/2" rod are also included.



1-5/8" Max.
(41.3)

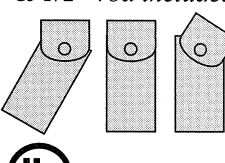
Wgt per "C"
38 lbs. (17 kg)



VF-7104-11

Permits angled suspension.
Accepts rod to 7/8" Dia.
or 1/2" conduit

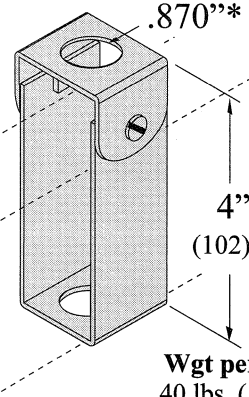
*Reducing washers for 3/8"
& 1/2" rod included.



3-1/4"
(82.5)

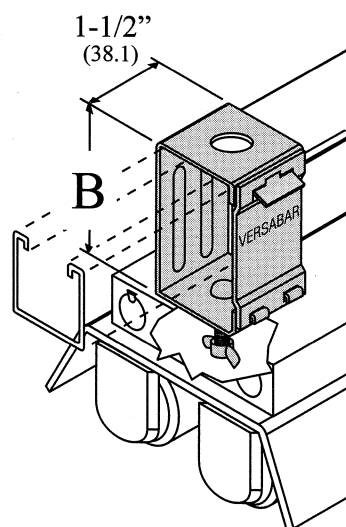


.870"* (22)



Wgt per "C"
40 lbs. (18 kg)

VF-7106-F Series



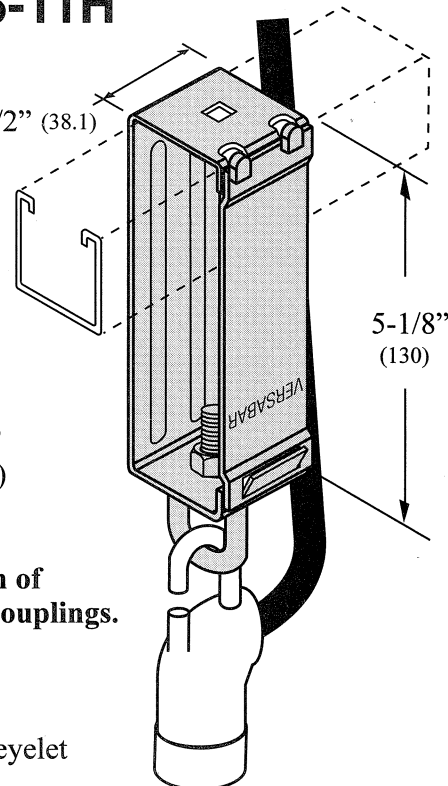
Hanger assembly comes complete with wing nut and bolt for quick attachment of fixtures. Provides at least 1/2" (12.7) space between fixture and raceway. Fits all channels up to 1-5/8" (41.3) deep. For channels over 1-5/8" (41.3) deep order VF-7106F-3. To cushion fixture use: RW-25 Bushing



Part #	Dim "B"	Wt. "C"
VF-7106-F	3-1/8" (79.4)	39# (17.7)
VF-7106-F-11	5-1/8" (130)	48# (21.8)

VF-7106-11H

1-1/2" (38.1)



Wgt per "C"
70 lbs. (32 kg)

Fast connection of
H.I.D. fixture couplings.

Includes:
Hanger
VXE-4-1/2 eyelet
1/2" hex nut