

vizia rf +™

## Dimmers, Switches and Fan Speed Control



VRI06-1L



VRM10-1L



VRS05-1L



VRF01-1L

Join a revolution in the home automation industry with Vizia RF + wireless lighting and home control technology. Innovative and affordable, with features that are desired by professional installers and appreciated by homeowners, Vizia RF + helps reduce energy consumption. It provides dramatic scene transitions, extended zone lighting controls, industry standard 2-way status updating and true integration of household electrical devices. Use it to enhance new construction or to add value to older homes, condominiums and apartments.

The Vizia RF + Wireless Home Control System offers scalable, easy-to-install, remote control of appliances and lighting, as well as one-button scene and zone (area) lighting control to create the perfect ambiance. And, unlike previous home control systems, Vizia RF + does all of this without experiencing interference or inconsistent performance.

### APPLICATIONS

Vizia RF + Scene Capable Dimmers fit into standard wallboxes and replace regular switches or dimmers to provide local and remote ON/OFF/DIM/BRIGHT control for Incandescent, Electronic Low Voltage and Magnetic Low Voltage lighting loads. Vizia RF + Dimmers also provide scene control capability when used with Vizia RF + Scene Controllers. They respond to local manual control and commands sent from Leviton Vizia RF + Controllers or other Z-Wave® compatible controllers and programmers.

Controlled lighting can react individually or as a group (area) of lights through scene/zone (area) commands to provide elegant “one-touch” lighting scenes or simple ON/OFF functions. Vizia RF + Dimmers utilize existing 120VAC 60Hz wiring for “no-new-wires” installation.

Vizia RF + Scene Capable Switches fit into standard wallboxes and replace regular switches or dimmers (where a neutral is present for 15A switch) to provide local and remote ON/OFF switching for Incandescent, Fluorescent, Electronic Low Voltage and Magnetic Low Voltage lighting loads (5A switch is for Incandescent loads only and requires a 40W minimum load). They respond to commands sent from Leviton Vizia RF + Controllers or other Z-Wave compatible controllers or programmers. Controlled lighting can react individually or as part of a scene or zone grouping of lights through scene commands to provide an elegant and convenient “one-touch” lighting experience.

Vizia RF + Quiet Fan Speed Control fits into a standard wallbox and replaces existing switches or fan speed controls to provide the visual consistency and features of Vizia RF +. The design ensures quiet fan control with 3 levels of operation: low, medium and high. Leviton's Fan Speed Control offers elegant, digital design, select Z-Wave integration and sophisticated home automation benefits to any Vizia RF + Home Control System.

### Leviton Mfg. Co., Inc.

59-25 Little Neck Pkwy, Little Neck, NY 11362-2591 Tech Line: 1-800-824-3005 Fax: 1-800-832-9538 www.leviton.com  
© 2008 Leviton Manufacturing Co., Inc. All rights reserved. Subject to change without notice.

## FEATURES AND BENEFITS

- Wireless RF technology creates a mesh network for command and control interoperability
- Return-to-neutral design
- 2-way status updates
- Vizia +™ style push pad blends seamlessly with other devices in the Vizia + family
- Quality construction with consistent form factor, excellent ergonomic traits and precision feel
- Green locator LED illuminates when load is OFF
- High-gloss finish complements a wide variety of décors
- Superior versatility provides six products options in one box: 3 changeable faceplates and single pole or 3-way
- Universal design provides crisp actuation and minimal travel
- Fits into a single-gang 18 cubic-inch wallbox compatible with Decora Plus™ screwless and Decora® standard wallplates
- Responds to Vizia RF + Controllers as well as Z-Wave certified controllers from other manufacturers
- ON/OFF scene and zone control compatibility
- Local and remote ON/OFF control of connected loads
- Pro-Level integration with selected products and brands
- UL required air gap switch disconnects power from load locally. It is concealed during normal operation and is accessible without removing the wallplate
- Color change kits are available to allow fast color changeover and simplify stocking inventory

## Dimmers

- Energy Save Mode reduces power consumption and extends bulb life
- Preset ON Level option sets the brightness level when the device is turned on, regardless of the previous level
- Minimum Brightness Level option sets the minimum brightness level the dimmer will output prior to turning completely off
- 49 possible combinations of fade rates, from soft to instant
- Horizontal 7-step green LED display indicates selected brightness level
- LED Bar option to allow the LED display to change from a single point LED to a cumulative bar indicating brightness level
- LED Display option can adjust the length of time display remains lit
- Dimmers require 40W minimum load
- Transient surge protection to IEC Level 4
- ESD protection to IEC 1000 4-2 Level 4 to protect against damage and memory loss due to static discharges
- VRE06 Electronic Low Voltage Dimmer has resettable overload protection that automatically shuts off when dimmer capacity is exceeded
- Hardwired 3-way Dimming: Works with the Vizia + Coordinating and Matching Dimming Remote (VP00R) for hardwired 3-way or up to 10 location control
- Virtual RF 3-way Dimming works with Vizia RF + 1-Button Zone Controller/Virtual Matching Dimmer Remote (VRCZ1-1L)
- RFI filtering for radio, audio and video equipment
- Leviton Power Extenders can be used to extend the load capacity of Vizia + dimming wall switch receivers

## Switches

- Can be used for single pole, 3-way or multi-location control with choice of remote switches
- Transient surge protection to IEC Level 4
- ESD protection to IEC 1000 4-2 Level 4 to protect against damage and memory loss due to static discharges
- RFI filtering for radio, audio and video equipment
- Responds to Vizia RF + Controllers as well as Z-Wave certified controllers from other manufacturers
- Hardwired 3-way switching works with the Vizia + Coordinating Switch Remote for hardwired 3-way or up to 10 location control or the Matching Switch for up to 5 location control
- Virtual 3-way Switching works with Vizia RF + 1-Button Scene Controller/Virtual Switch Remote (VRCS1-1L)
- VRS05 is for Incandescent load only and requires a 40W minimum load

## Quiet Fan Speed Control

- Quiet Fan Speed Control for single pole, 3-way or more applications
- Preset On Level option sets the fan speed when the device is turned on, regardless of the previous setting
- LED locator and fan speed display
- Off-Low-Medium-High speed settings
- RFI filtering for radio, audio and video equipment
- Microprocessor-controlled "kick-start" to allow fan to go directly from OFF to any speed setting
- LED Display option can adjust the length of time display remains lit
- Hardwired 3-way dimming works with the Vizia + Coordinating and Matching Dimming Remote for hardwired 3-way or up to 10 location control
- Virtual 3-way dimming works with Vizia RF + 1-Button Zone Controller/Virtual Matching Dimmer Remote (VRCZ1-1L)

## SPECIFICATIONS

### Operating Temperatures

Operating Temperature: 0°C to 55°C

Relative humidity: 20% to 90% (non-condensing)

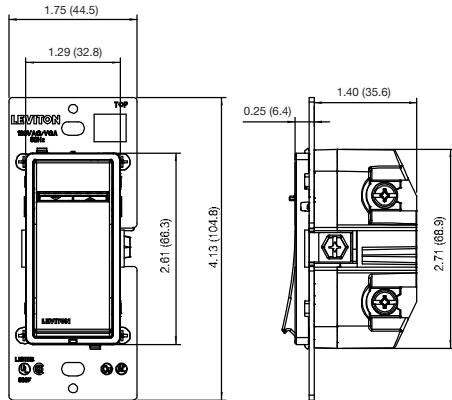
### Terminations

- VRI06 and VRS05 have 4 screw terminals for line, load, remote and ground
- VRI10 has 4 wire leads for line, load, remote and ground
- VRF01, VRE06 and VRM10 have 5 wire leads for line, load, neutral, remote and ground
- VRS15 has 5 screw terminals for line, load, neutral, remote and ground

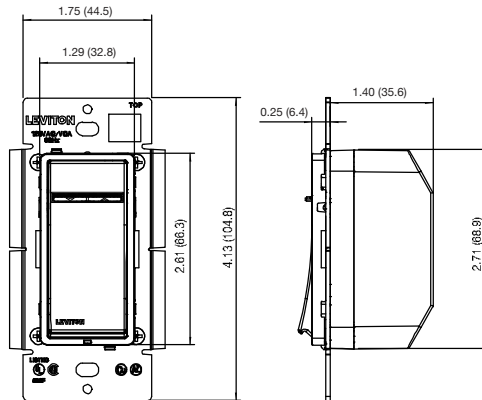
## Leviton Mfg. Co., Inc.

59-25 Little Neck Pkwy, Little Neck, NY 11362-2591 Tech Line: 1-800-824-3005 Fax: 1-800-832-9538 [www.leviton.com](http://www.leviton.com)  
 © 2008 Leviton Manufacturing Co., Inc. All rights reserved. Subject to change without notice.

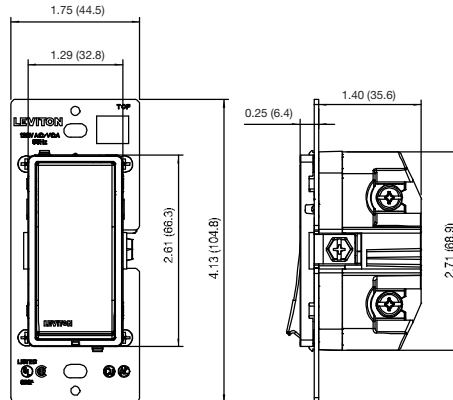
## DIMENSIONAL DRAWINGS



**VRI06-1L**



**VRI10-1L  
VRM10-1L  
VRE06-1L  
VRF01-1L (No Fins)**



**VRS15-1L  
VRS05-1L**

### AGENCY STANDARDS AND COMPLIANCE

- Complies with FCC Part 15, Class B
- NOM Certified (#057)
- CSA Certified (File #152105)
- UL required air gap switch disconnects power from load locally. It is concealed during normal operation and is accessible without removing the wallplate
- Z-Wave Certified

### Dimmers

- UL Listed (File #E-31373)

### Switches

- UL Listed (File #E-66800)

### Fan Speed Control

- UL Listed (File #E-123566)

### INSTALLATION CONSIDERATIONS

A Z-Wave enabled device must be within 75 feet (open air) of another Z-Wave enabled device to participate in a Z-Wave wireless mesh network. Any one dimmer/switch can be associated with no more than 5 Controllers. Each ON/OFF button on a Vizia RF + Controller can be associated with up to 32 select Z-Wave compatible devices in a system area. Neutral wire required on selected devices.

### WARRANTY INFORMATION

- Limited Five-Year Warranty

### PROGRAMMING

- See instruction manual included with products for programming information
- Vizia RF + system guide is a resource available for download at [viziarpplus.com](http://viziarpplus.com)

### Leviton Mfg. Co., Inc.

59-25 Little Neck Pkwy, Little Neck, NY 11362-2591 Tech Line: 1-800-824-3005 Fax: 1-800-832-9538 [www.leviton.com](http://www.leviton.com)  
© 2008 Leviton Manufacturing Co., Inc. All rights reserved. Subject to change without notice.

## WIRING DIAGRAMS

### DIAGRAM 1

Single pole wiring for scene capable incandescent dimmers or incandescent switch

#### Dimmers

VRI06

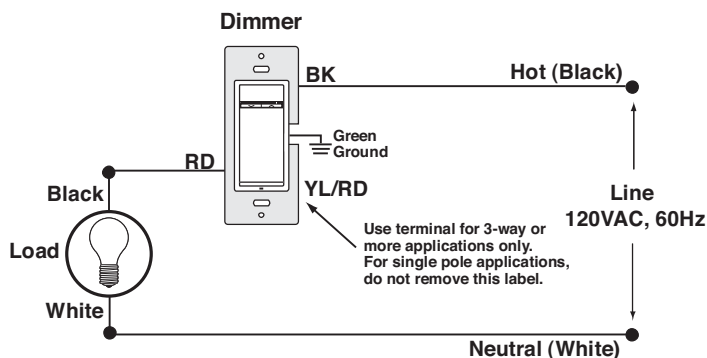
VRI10

#### Switch

VRS05

#### NOTES:

- 1) VRI06 and VRS05 have screw terminals, VRI10 has leads
- 2) VRS05 is for Incandescent load only and requires a 40W minimum load



### DIAGRAM 2

3-way wiring for scene capable incandescent dimmers or incandescent switch with coordinating remote

#### Dimmers

VRI06

VRI10

#### Switch

VRS05

#### Vizia + Coordinating Dimmer Remote

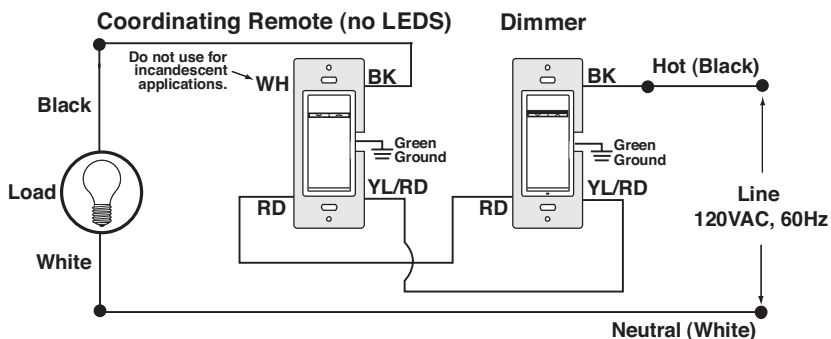
VP00R-10

#### Vizia + Coordinating Switch Remote

VP0SR-10

#### NOTES:

- 1) VRI06, VRS05, VP00R-10 and VP0SR-10 have screw terminals, VRI10 has leads
- 2) Black connections are interchangeable
- 3) Silver terminal on coordinating remote is unused
- 4) VRS05 is for Incandescent load only and requires a 40W minimum load



### DIAGRAM 3

3-way wiring for scene capable incandescent dimmers or incandescent switch with matching remote

#### Dimmers

VRI06

VRI10

#### Switch

VRS05

#### Vizia + Matching Dimmer Remote

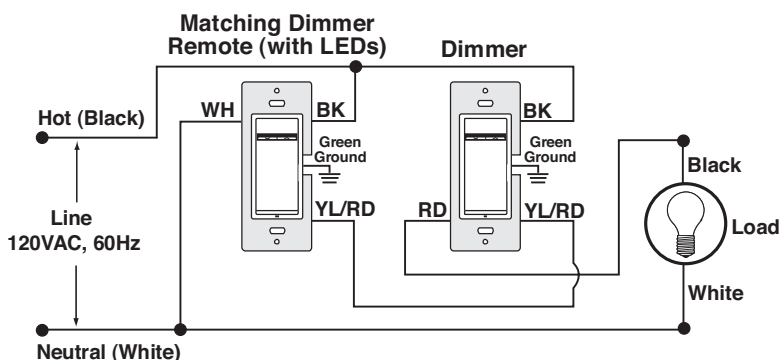
VP00R-1L

#### Vizia + Matching Switch Remote

VP0SR-1L

#### NOTES:

- 1) VRI06, VRS05, VP00R-1L and VP0SR-1L have screw terminals, VRI10 has leads
- 2) VRS05 is for Incandescent load only and requires a 40W minimum load



## Leviton Mfg. Co., Inc.

59-25 Little Neck Pkwy, Little Neck, NY 11362-2591 Tech Line: 1-800-824-3005 Fax: 1-800-832-9538 www.leviton.com  
© 2008 Leviton Manufacturing Co., Inc. All rights reserved. Subject to change without notice.

#### DIAGRAM 4

Single pole wiring for electronic low voltage dimmer, magnetic low voltage dimmer, fan speed control or switch

##### Dimmer

VRE06

VRM10

##### Fan Speed Control

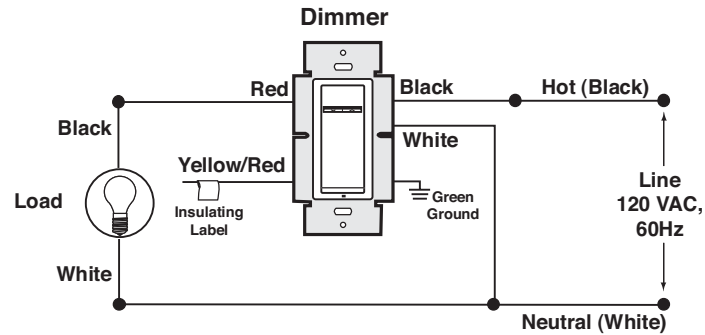
VRF01

##### Switch

VRS15

##### NOTES:

- 1) VRS15 has screw terminals, VRE06, VRM10 and VRF01 have leads



#### DIAGRAM 5

3-way wiring for electronic low voltage dimmer, magnetic low voltage dimmer, fan speed control or switch with coordinating remote

##### Dimmers

VRE06

VRM10

##### Fan Speed Control

VRF01

##### Switch

VRS15

##### Vizia + Coordinating Dimmer Remote

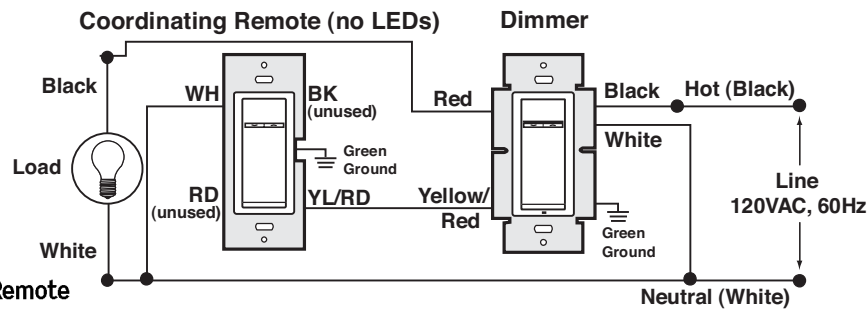
VP00R-10

##### Vizia + Coordinating Switch Remote

VP0SR-10

##### NOTES:

- 1) VRS15, VP00R-10 and VP0SR-10 have screw terminals, VRE06, VRM10 and VRF01 have leads
- 2) Black and red terminals on coordinating remote are unused



#### DIAGRAM 6

3-way wiring for electronic low voltage dimmer, magnetic low voltage dimmer, fan speed control or switch with matching remote

##### Dimmers

VRE06

VRM10

##### Fan Speed Control

VRF01

##### Switch

VRS15

##### Vizia + Matching Dimmer Remote

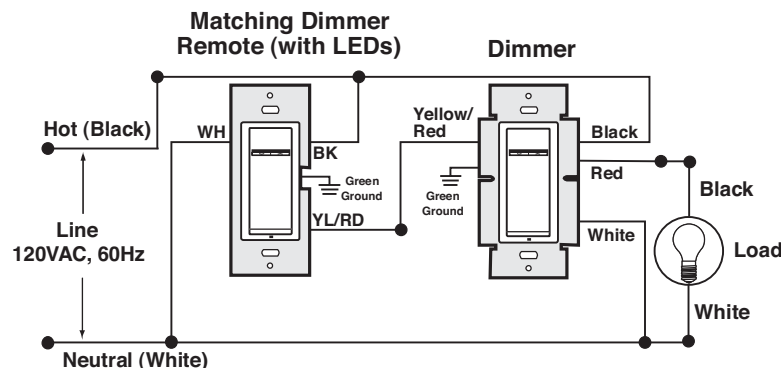
VP00R-1L

##### Vizia + Matching Switch Remote

VP0SR-1L

##### NOTES:

- 1) VRS15, VP00R-1L and VP0SR-1L have screw terminals, VRE06, VRM10 and VRF01 have leads



### Derating/Maximum Capacity

Vizia RF + Dimmers (except the VRI06) have side sections. In multi-gang installations, fin plate removal is required for devices with side sections, and all devices must be derated in accordance with the following chart.

	SINGLE GANG	DOUBLE GANG	TRIPLE GANG OR MORE
VRI06-1L	600W	500W	400W
VRI10-1L	1000W	800W	650W
VRM10-1L	1000VA (+750W)	800VA (+600W)	700VA (+525W)
VRE06-1L	600W	500W	400W
VRF01-1L	No derating required	No derating required	No derating required

† Magnetic Low Voltage maximum bulb wattage with 75% efficient transformer

### ORDERING INFORMATION

Vizia RF + Scene Capable Dimmers for Single Pole, 3-Way or Multi-Location Applications  

DESCRIPTION	CAT NO	RATING	COLOR*
Vizia RF + Scene Capable Incandescent Dimmer with LED locator and brightness display	VRI06-1L	600W – 120VAC 60Hz	X, Z
Vizia RF + Scene Capable Incandescent Dimmer with LED locator and brightness display	VRI10-1L	1000W – 120VAC 60Hz	X, Z
Vizia RF + Scene Capable Magnetic Low Voltage Dimmer with LED locator and brightness display	VRM10-1L	1000VA – 120VAC 60Hz (Neutral Required)	X, Z
Vizia RF + Scene Capable Electronic Low Voltage Dimmer with LED locator and brightness display	VRE06-1L	600W – 120VAC 60Hz (Neutral Required)	X, Z
Vizia RF + Scene Capable Switch with LED locator	VRS05-1L	5A Incandescent only	X, Z
Vizia RF + Scene Capable Switch with LED locator	VRS15-1L	Resistive, 1800W, 15A Incandescent, 1800W Fluorescent, 1800VA Inductive, 1800VA Motor, 1/2 HP, 9.8A (Neutral Required)	X, Z
Vizia RF + Quiet Fan Speed Control	VRF01-1L	Fan Motor Load 1.5A 120VAC 60Hz (Neutral Required)	X, Z

Products with suffix (-X) include White, Ivory and Almond; products with suffix (-Z) include White, Ivory and Light Almond.

### COLOR CHANGE KITS

COLOR	MATCHING DIMMER COLOR CHANGE KIT WITH LED LOCATOR AND BRIGHTNESS DISPLAY FOR DIMMERS AND FAN SPEED CONTROL	MATCHING SWITCH COLOR CHANGE KIT WITH LED LOCATOR FOR SWITCHES
Ivory	VPKIT-MDI	VPKIT-MSI
White	VPKIT-MDW	VPKIT-MSW
Almond	VPKIT-MDA	VPKIT-MSA
Gray	VPKIT-MDG	VPKIT-MSG
Black	VPKIT-MDE	VPKIT-MSE
Brown	VPKIT-MDB	VPKIT-MSB
Red	VPKIT-MDR	VPKIT-MSR
Light Almond	VPKIT-MDT	VPKIT-MST

The Vizia +™ products are covered by one or more of the following patents: US D531,137; US D563,326; US D563; US 6,388,399; CA 116,616; other U.S. and foreign patents pending.

Vizia +, Vizia RF +, Decora Plus are trademarks and Decora is a registered trademark of Leviton Manufacturing Co., Inc.

Z-Wave is a registered trademark of Zensys Corporation.

### Leviton Manufacturing Co., Inc.

59-25 Little Neck Pkwy, Little Neck, NY 11362-2591 • Tech Line: 1-800-824-3005 • Fax: 1-800-832-9538 • [www.leviton.com](http://www.leviton.com)

### Leviton Manufacturing of Canada, Ltd.

165 Hymus Boulevard, Pointe Claire, Quebec H9R 1E9 • Telephone: 1-800-469-7890 • FAX: 1-800-563-1853

### Leviton S. de R.L. de C.V.

Lago Tana 43, Mexico DF, Mexico CP 11290 • Tel. (+52) 55-5082-1040 • FAX: (+52) 5386-1797 • [www.leviton.com.mx](http://www.leviton.com.mx)

### Visit our Website at: [www.leviton.com](http://www.leviton.com)

© 2008 Leviton Manufacturing Co., Inc. All rights reserved. Subject to change without notice.



G-7996A/E08-dp