

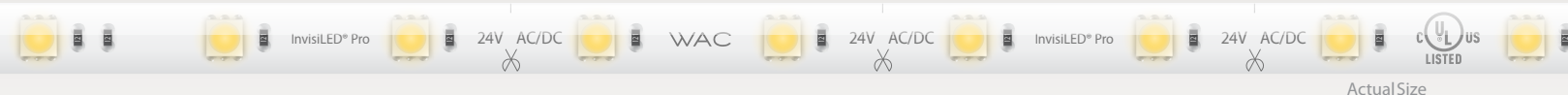


The Pro2 Advantage: Superior Brightness

InvisiLED® Pro2 features up to 330 lumens per foot of illumination. Two strips of Pro2 produce the same amount of light as a T5 fluorescent lamp but may be concealed within smaller spaces and offer greater application efficiency with 120° directional illumination. This enables the light to be visible even amidst brightly lit spaces such as the shopping mall depicted above.

Featured Product: **LED-TX2435-5-WT** in cove lighting

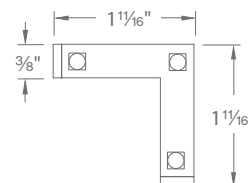
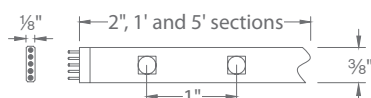
Pro InvisiLED®



Power: 3W / ft
Lumens: Up to 215 lm / ft
CRI: 85
Rated Life: 50,000 hours

- Designed for bright cove or task lighting
- UL listed for damp location
- 5 year warranty

- Maximum run length of 33 feet
- May be field cut every 2 inches at the end of a run
- Smooth and continuous ELV dimming



Tape Selections

System	Color Temp	Length	Qty	Finish
LED-T24	W 2700K	2IN 2 inches	1	WT White
	P 3000K	2IN-10 2 inches	10	
	35 3500K	1 1 foot	1	
	C 4500K	5 5 feet	1	
		1-40 1 foot	40	

Example: **LED-T24W-1-40-WT**




"L" Connector

System	Color Temp	Finish
LED-T24	W 2700K	3L-WT White
	P 3000K	
	35 3500K	
	C 4500K	

Example: **LED-T24W-3L-WT**








Each "L" connector consumes 1.2 watt

Class 2 Power Supply for Pro (Required)

Type	Model	Power	Dim	Input	Output	
Remote	 EN-2460-RB2-T EN-24100-RB2-T	60W 96W	Yes	120V AC	24V AC 24V AC	Includes a 6 foot lead wire
Plug-in	 EN-2460-P-AR-T EN-24100-P-AR-T	60W 96W	Yes	120V AC	24V AC 24V AC	Includes a 6 foot lead wire
Remote 277V	 EN-24100-277-R	96W	No	277V AC	24V DC	Order with LED-TC-B-2 or LED-T-EXT-144

Accessories

Rigid Aluminum Channel	 LED-T-CH	5 ft	Includes mounting hardware and diffuser lens Field cuttable
Lead Wire	 LED-TC-P-2 LED-TC-P-12	2 ft 12 ft	Alternative lengths for plug-in power supplies
Extension Cable	 LED-TC-EXT-144	12 ft	Extends distance between a hard wired power supply or wiring box to a tape section
Low Voltage Wiring Box With Feed	 LED-TC-B-2	L: 1 1/2 in W: 3/4 in H: 7/8 in	Neatly houses up to two wires with 2" female feed
Low Voltage Wiring Box	 LED-T-B	L: 1 1/2 in W: 3/4 in H: 7/8 in	Neatly houses up to two wires
Wiring Box With Switch	 TB-S	L: 6 1/4 in W: 1 3/8 in H: 1 1/4 in	Use when spanning a large gap in a system layout without leaving exposed wiring

Joiner Cable	 LED-TC-IC2 2 in LED-TC-IC6 6 in LED-TC-IC12 12 in LED-TC-IC36 36 in LED-TC-IC72 72 in	Use between tape sections
"L" Connector	 LED-TC-L	
3-Way "Y" Connector	 LED-TC-Y	
4-Way "X" Connector	 LED-TC-X	
End cap	 LED-TC-EC	1 cut end cap 1 male end cap
Mounting Clips	 LED-T-CL	10 Qty
Retrofit Channel	 LED-T-RC	36 in