


AS-100 Automatic Control Switch

Automatic or manual
switching options

Simple retrofit installation and
operation; no neutral needed

Shutoff warning with
optional audible beep
during grace period



Pushbutton overrides
the shutoff event

Multiway operation for
3- and 4-way switching

Terminal style back-wiring

PROJECT

LOCATION/TYPE

Product Overview

Description

The IntelliSwitch® AS-100 Automatic Control Switch operates as both a manual and automatic control device. Manually, it allows users to control loads on/off. Automatically, it receives signals to turn lighting on or off from lighting control panels or other lighting control systems.

Operation

The AS-100 replaces a standard wall switch. Occupants turn the lights on and off manually by its pushbutton. However, when a timed power interrupt signal is received from a lighting control panel, the AS-100 is automatically commanded to turn on, turn off or delay off. The duration of the power interrupt signal determines how the AS-100 will operate (see Power Interruption Signals section).

Used with a lighting control panel, the AS-100 allows users to manually turn lighting on in private offices, while lighting in common areas turns on

Operation (continued)

automatically. After hours, if lights were not shut off by users, a signal from the control panel would command the switch to delay off. Lighting “blink” warns users that lights will turn off in five minutes. The locator LED on the AS-100 blinks and an audible beep sounds (if enabled). If the button is pushed during this five minutes, the shutoff will be cancelled and the switch will remain on until the next commanded shutoff signal.

Applications

Since signaling is accomplished through power interruption, the AS-100 does not require additional signal wiring from a lighting control system or panel. It is designed for easy retrofit of lighting shutoff control in buildings. This greatly reduces installation labor and costs, making it an economical and effective lighting control strategy.

Features

- Settings are selected with the front pushbutton using configuration LEDs; face plate does not need to be removed for setup
- Users can select automatic-on operation, and an audible beep warning
- Selectable beep warning sounds every minute during last five minutes, and every five seconds during last minute
- Five minute delay-off time with user ability to cancel impending shutoff
- Self-adjusting zero crossing switching for consistent, reliable operation of high inrush loads
- Can be used in 3-way, 4-way and multiway switching applications
- Compatible with all electronic ballasts and motor loads
- Microcontroller enhances reliability
- Command off without delay off time
- Qualifies for use in ARRA-funded projects



Specifications

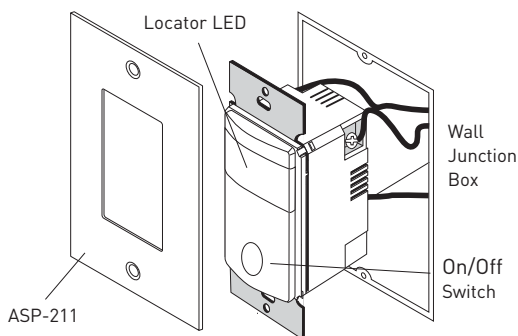
- Dual voltage 120/277 VAC, 60 Hz
- No minimum load requirements
- Power interruption signal resolution ± 0.1 seconds
- Dimensions: 2.69" x 1.75" x 1.81" (68.0mm x 45.0mm x 46.0mm) LxWxD
- UL and CUL listed; five-year warranty

Power Interruption Signals

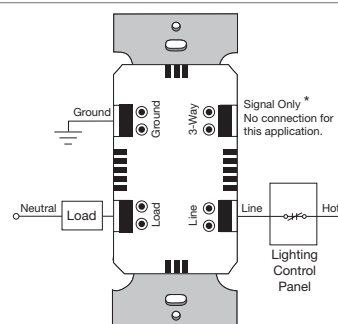
Duration	Operation	Operation description
Normal Operating Mode		
1-2 sec	Delay off	Power interruption "blinks" lights and initiates 5-minute delay before shutting load off. Locator light flashes and audible beep sounds (if enabled). Pushing the button cancels shut off from occurring.
3 sec	Turn on	Turns load on if automatic on feature is enabled
5 sec	Turn off	Turns load off

Installation & Wiring

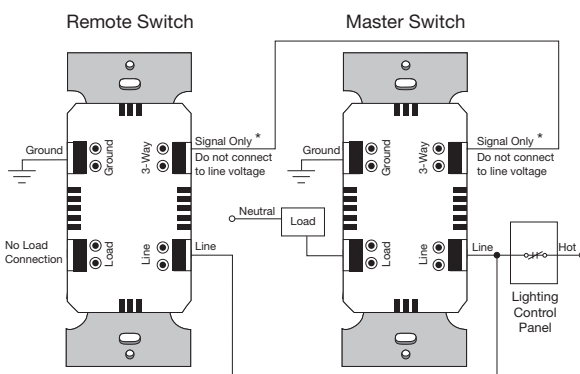
Installation



Single Switch Wiring with Panel




Multiway Switch Wiring with Panel



Each switch wired for multiway operation has the ability to turn on, turn off or override a shutoff signal.

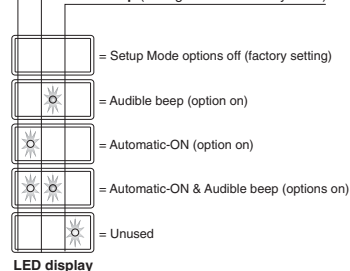
Setup Mode Options

Setup Mode Options:

(Option is on when LED flashes in display )

Automatic-ON

Audible beep (during Automatic Delayed-off)



Ordering Information

Catalog No.	Color	Description	Load Requirement
<input type="checkbox"/> AS-100-W	White	120 VAC, 60 Hz or 277 VAC, 60 Hz	0-1300W @ 120 V Watt Ballast & Tungsten or 0-3000W @ 277 V Watt Ballast
<input type="checkbox"/> AS-100-A	Lt. Almond		
<input type="checkbox"/> AS-100-I	Ivory		

One ASP-211 Single-gang Decorator Cover Plate included. Order ASP-422 for Two-gang Decorator Cover Plate with Blank Option, or ASP-432 for Two-gang Decorator Cover Plate with Toggle Switch Option (specify color).