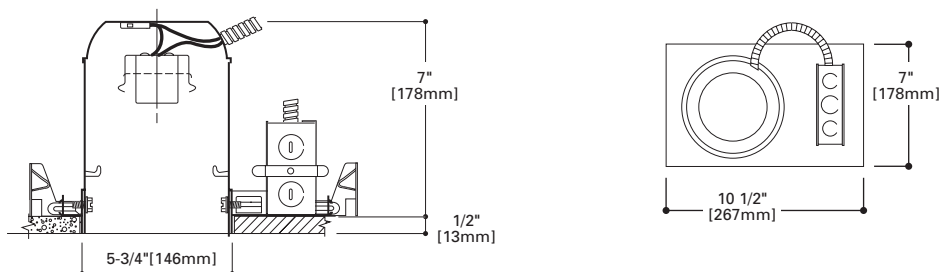


# ALL-PRO™

## DIMENSIONS



## DESCRIPTION

The All-Pro 500 series has a 5" aperture designed for PAR20 and PAR30 halogen lamps. EI500AT is designed for use in insulated ceilings and may be completely covered in insulation. AIR-TITE™ design meets restricted air flow requirements.

### Housing

Gasketed die-stamped 20 gauge aluminum. Housing adjusts for ceilings up to 1-3/8" thick. AIR-Tite gasket supplied with housing to complete ASTM-E283 installation.

### Plaster Frame

Galvanized steel construction. The housing can be removed from plaster frame to provide access to the junction box. Regressed locking screw for securing hanger bars. Cutouts for easily crimping hanger bars in position.

### Junction Box

U.L. listed for through branch circuit

wiring. Positioned to accommodate straight conduit runs. Seven conduit knockouts are uniform 1/2" size with true pryout slots. Four "NM" cable pryouts with integral strain relief also included.

### Bar Hangers

Pre-installed, captive bar hangers allow housing to be positioned at any point within a 24" joist span. A set screw locks housing in position. Score lines allow field shortening for 12" joists. Unique arrowhead design simplifies installation. Bar hangers can be repositioned 90° without tools. Bar hangers fit onto T-Bar spline for quick alignment and can be secured with optional TB7 T-bar clips (set of four).

### Socket

Porcelain socket with nickel plated brass screw shell, snaps into trim for consistent lamp positioning. Shipping insert protects socket from

overspray.

### Thermal Protector

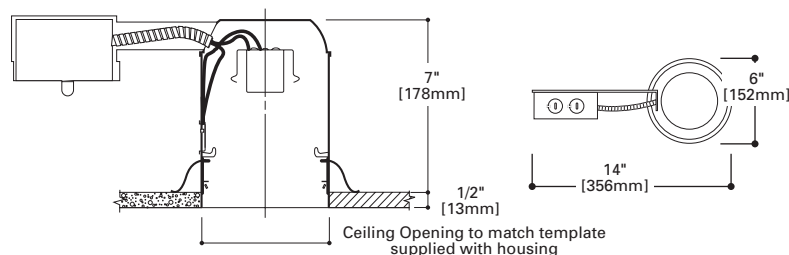
Self resetting thermal protector deactivates fixture if overheating occurs due to improper lamping.

### Labels

- UL/cUL Listed for Damp Location
- UL/cUL Listed for Feed Through
- UL/cUL Listed for Direct Contact with Insulation and combustible material

Meets following requirements:

- State of California Title 24 Low efficacy Luminaire IC and AT requirement
- Washington State Energy Code
- International Energy Conservation Code (IECC)
- New York State Energy Conservation Construction Code (NY-ECCC)
- Certified Under ASTM-E283



The All-Pro 500 series has a 5" aperture designed for PAR20 and PAR30 halogen lamps. Designed for use in insulated ceilings and may be completely covered in insulation. This is an AIR-TITE housing and it meets restricted airflow requirements.

### Housing

Die stamped 20 gauge aluminum. Integral flange secures fixture against ceiling. Pre-installed AIR-Tite gasket completes ASTM-E283 installation.

### Remodel Clips

Four remodel clips secure housing and accommodate 1/2" and 5/8" ceiling thickness.

### Junction Box

Listed for through branch circuit wiring. (7) conduit knockouts are uniform 1/2" size with true pryout slots. Four cable pryouts simplify NM cable installation.

### Socket

Porcelain socket with nickel plated brass screw shell, snaps into trim for consistent lamp positioning. Shipping insert protects socket from overspray.

### Thermal Protector

Integral Thermal Protector deactivates fixture if an incorrect lamp is used or if insulation material is applied incorrectly.

### Labels.

- UL/cUL Listed for Damp Location
- UL/cUL Listed for Feed Through
- UL/cUL Listed for Direct Contact with Insulation and combustible material

Meets following requirements:

- State of California Title 24 Low Efficacy Luminaire IC and AT requirement
- Washington State Energy Code
- International Energy Conservation Code (IECC)

- New York State Energy Conservation Construction Code (NY-ECCC)
- Certified Under ASTM-E283



### GA-ATH5-6PK

6-pack H5ICAT Air-Tite™ gaskets. A housing gasket is the final step in completing an air-tight, code-compliant installation. ALL-PRO makes this final step simple by including an AirTite™ gasket in each housing to complete the final installation of the can opening. Should the gaskets be lost or discarded during the rough-in phase of installation these replacement kits are available.



## EI500AT

5" Aperture  
IC AIR-TITE™ Ceiling  
120V Line Voltage

## RECESSED DOWNLIGHTING

- Thermally protected IC housing
- Air-Tite housing prevents airflow between attic and living areas
- Housing may be covered with insulation
- For use with 120V incandescent lamps



## EI500RAT

5" Aperture  
IC AIR-TITE Ceiling  
Remodel Housing  
120V Line Voltage

- Thermally protected IC AIR-Tite housing prevents airflow between attic and living areas
- Housing may be covered with insulation
- For use with 120V incandescent lamps
- Can be installed from below the ceiling



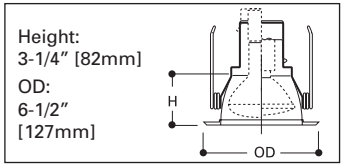
ALL-PRO™

- ET500
- ET500R
- EI500AT
- EI500RAT

ERT520 - Reflector Cone

- Torsion Springs pull trim tight to ceiling
- Lamps:

ET500 ET500R	75W R30, 75W PAR30, 75W PAR30L, 65W BR30
EI500AT	50W R30, 60W BR30, 75W PAR30
EI500RAT	50W PAR30L, 50W PAR30, 60W BR30



**ERT520G**  
High Gloss Appliance White  
Trim with Gold Reflector Cone

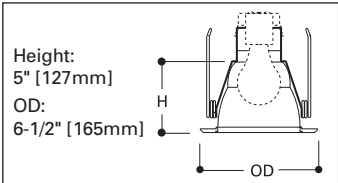
**ERT520WHT**  
High Gloss Appliance White  
Trim with White Reflector Cone

**ERT520**  
High Gloss Appliance White  
Trim with Clear Specular  
Reflector Cone

ERT521- Reflector

- Torsion Springs pull trim tight to ceiling
- Lamps:

ET500 ET500R	60W A19
EI500AT EI500RAT	40W A19



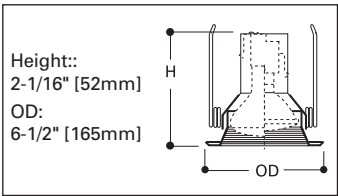
**ERT521G**  
High Gloss Appliance White  
Trim with Gold Reflector

**ERT521**  
High Gloss Appliance White Trim  
with Clear Specular Reflector

ERT501 - Metal Baffle Splay

- Torsion Springs pull trim tight to ceiling
- Lamps:

ET500 ET500R	50W R20, 50W PAR20, 75W R30, 75W PAR30
EI500AT	50W PAR20, 50W R20, 65W BR30, 75W PAR30
EI500RAT	30W R20, 35W PAR20, 50W PAR30, 50W PAR30L, 60W BR30



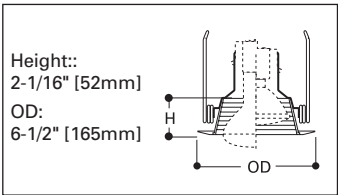
**ERT501WHT**  
High Gloss Appliance White  
Trim with White Baffle

**ERT501**  
High Gloss Appliance White  
Trim with Black Baffle

ERT510 - Metal Baffle

- Torsion Springs pull trim tight to ceiling
- Lamps:

ET500 ET500R	65W BR30, 75W R30, 75W PAR30
EI500AT	60W BR30, 50W PAR30
EI500RAT	60W BR30, 50W PAR30, 50W PAR30L



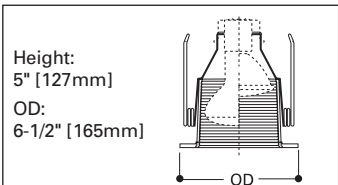
**ERT510WHT**  
High Gloss Appliance White  
Trim with White Baffle

**ERT510**  
High Gloss Appliance White  
Trim with Black Baffle

ERT512 - Deep Coilex™ Baffle

- Torsion Springs pull trim tight to ceiling
- Lamps:

ET500 ET500R	75W R30, 75W PAR30
-----------------	--------------------



**ERT512WHT**  
High Gloss Appliance White  
Trim with White Baffle

**ERT512**  
High Gloss Appliance White  
Trim with Black Baffle


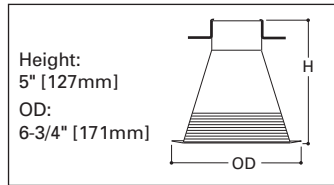
## ERT513 - Baffle

- Friction Clip retention
- Lamps-ERT513WHT:

<b>ET500</b>	75W A19, 65W BR30,
<b>ET500R</b>	75W R30, 75W PAR30L
<b>EI500AT</b>	65W BR30, 75W PAR30L
<b>EI500RAT</b>	

- Lamps-ERT513:

<b>ET500</b>	60W A19, 65W BR30,
<b>ET500R</b>	75W R30, 75W PAR30L
<b>EI500AT</b>	50W PAR30L, 65W BR30
<b>EI500RAT</b>	



**ERT513WHT**  
High Gloss Appliance White  
Trim with White Baffle

**ERT513**  
High Gloss Appliance White  
Trim with Black Baffle

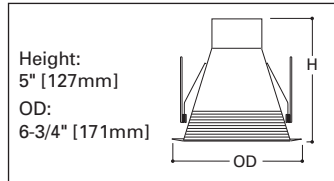
## ERT513 TS - Baffle

- Torsion springs pull trim tight to ceiling
- Lamps-ERT513WHTTS:

<b>ET500</b>	75W A19, 65W BR30,
<b>ET500R</b>	75W R30, 75W PAR30L
<b>EI500AT</b>	65W BR30, 75W PAR30L
<b>EI500RAT</b>	

- Lamps-ERT513TS:

<b>ET500</b>	60W A19, 65W BR30,
<b>ET500R</b>	75W R30, 75W PAR30L
<b>EI500AT</b>	50W PAR30L, 65W BR30
<b>EI500RAT</b>	



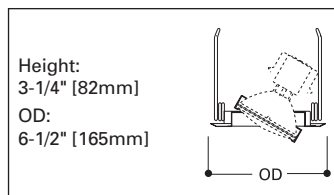
**ERT513WHTTS**  
High Gloss Appliance White  
Trim with White Baffle and with  
torsion spring construction

**ERT513TS**  
High Gloss Appliance White  
Trim with Black Baffle and with  
torsion spring construction

## ERT560 - Gimbal - 25° Tilt

- Torsion Springs pull trim tight to ceiling
- Lamps:

<b>ET500</b>	75W PAR30
<b>ET500R</b>	
<b>EI500AT</b>	50W PAR30
<b>EI500RAT</b>	

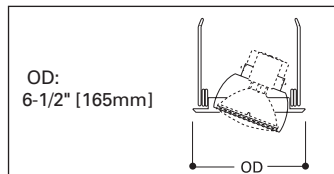


**ERT560**  
High Gloss Appliance White  
Trim with White Gimbal

## ERT570 - Eyeball 30° Tilt

- Torsion Springs pull trim tight to ceiling
- Lamps:

<b>ET500</b>	75W PAR30
<b>ET500R</b>	
<b>EI500AT</b>	
<b>EI500RAT</b>	



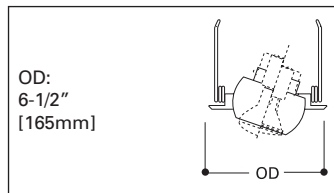
**ERT570PB**  
Polished Brass Trim with  
Polished Brass Eyeball

**ERT570**  
High Gloss Appliance White  
Trim with White Eyeball

## ERT571 - Eyeball - 30° Tilt

- Torsion Springs pull trim tight to ceiling
- Lamps:

<b>ET500</b>	50W R20, 50W PAR20
<b>ET500R</b>	
<b>EI500AT</b>	50W R20, 50W PAR20
<b>EI500RAT</b>	

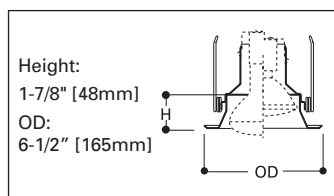


**ERT571**  
High Gloss Appliance White  
Trim with White Eyeball

## ERT500 - Splay Trim

- Torsion Springs pull trim tight to ceiling
- Lamps:

<b>ET500</b>	65W BR30, 75W R30,
<b>ET500R</b>	75W PAR30
<b>EI500AT</b>	65W BR30, 75W PAR30, 75W R30
<b>EI500RAT</b>	50W PAR30, 75W PAR30L, 60W BR30



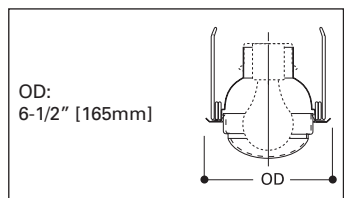
**ERT500**  
High Gloss Appliance White  
Splay Trim

# HALO®

## ERT550 - Frosted Drop Glass Shower Light

- Torsion Springs pull trim tight to ceiling
- Lamps:

<b>ET500</b>	75W A19, 75W PAR30
<b>ET500R</b>	
<b>EI500AT</b>	40W A19, 50W PAR30
<b>EI500RAT</b>	

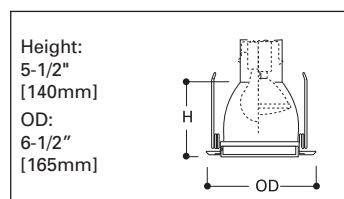


**ERT550**  
High Gloss Appliance White Trim with Frosted Drop Diffuser - AIR-TITE Trim\*

## ERT551 Frosted Glass Lens Shower Light

- Torsion Springs pull trim tight to ceiling

<b>ET500</b>	60W A19, 50W PAR30, 50W PAR30L, 65W BR30
<b>ET500R</b>	
<b>EI500AT</b>	35W PAR30L
<b>EI500RAT</b>	

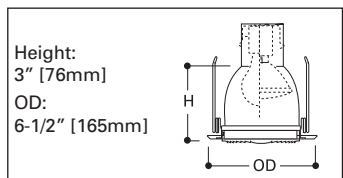


**ERT551**  
High Gloss Appliance White Trim with Frosted Lens

## ERT552 Fresnel Glass Lens Shower Light

- Wet location listed for use in showers

<b>ET500</b>	60W A19, 50W PAR30, 50W PAR30L, 65W BR30
<b>ET500R</b>	
<b>EI500AT</b>	35W PAR30L
<b>EI500RAT</b>	

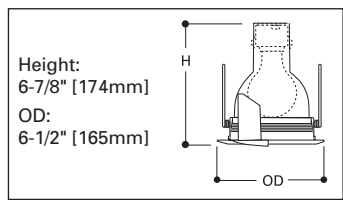


**ERT552**  
High Gloss Appliance White Trim with Fresnel lens

## ERT530 Wall Wash

- Torsion Springs pull trim tight to ceiling
- Lamps:

<b>ET500</b>	50W TB19, 60W A19, 60W BT15, 60W MB19
<b>ET500R</b>	



**ERT530WHT**  
High Gloss Appliance White Trim with White Scoop and White Baffle

**ERT530**  
High Gloss Appliance White Trim with White Scoop and Black Baffle

\* When using an Air-Tite trim to meet California Title 24 air tight compliance, an additional gasket is required between the finished ceiling and the trim flange ring. For California Title 24 compliance use accessory trim gasket GA-ATRIM. Order separately in a 6 pack: GA-ATTRIM-6PK