

## OVERVIEW

The **nWSX LV / nWSX PDT LV** series nLight wall switch occupancy sensor provides a simple control solution for a small room, in particular one utilizing nLight enabled digital luminaires. Capable of detecting small motion up to 20 ft (6.10 m), this sensor is perfect for private offices, private rest rooms, copy rooms, closets or any small enclosed space. The **nWSX LV** uses Passive Infrared (PIR) detection while the **nWSX PDT LV** utilizes PIR/Microphonics Dual Technology (PDT). This stylish sensor can be programmed locally, via the front push-button(s), or remotely via the nLight SensorView software. The **nWSX LV/nWSX PDT LV** includes an integrated photocell (disabled by default).

## FEATURES

- 100% digital PIR detection, vandal resistant lens standard, includes wall plate (screwless sold separate)
- Push-button programmable, adjustable time delays, multiple operating modes
- Multiple **nWSX** sensors or WallPods can be used in 3 way(or greater) configurations w/o traveler wires
- Photocell standard (disabled by default) - Not available in night light versions
- Broadcasts occupancy, photocell, and switch information over a local and/or global nLight channel
- Remotely firmware upgradeable

## CONTROL MODES

A control zone with an **nWSX LV / nWSX PDT LV** can operate in several modes:

1. Auto On / Auto Off (i.e. Fully Automatic)
2. Manual On (initial state) to Override On (with expiration timer)
3. Auto On (initial state) to Override On (with expiration timer)
4. Manual On / Automatic Off (i.e. Semi-Automatic)
5. Manual On (initial state) to Fully Automatic
6. Predictive Off Switch (returns zone to auto-on unless person remained in room after an off switch press)

\*See MLO operation chart on page 2.

## SPECIFICATIONS

Size:	2.74" H x 1.68" W x 1.63" D
Weight:	5 oz
Mounting:	Single gang switch box or low voltage ring
Bus power consumption:	< 3mA
Wires:	None
RoHS Compliant, Title 24 component	

**AcuityControls**

nLight®

## nWSX LV nWSX PDT LV Low Voltage Wall Switch Occupancy Sensor



**nWSX LV**  
**nWSX PDT LV**



**nWSX LV NL**  
**nWSX PDT LV NL**



**nWSX LV DX**  
**nWSX PDT LV DX**

## Warranty

Five-year limited warranty. Complete warranty terms located at:

[www.acuitybrands.com/CustomerResources/Terms\\_and\\_conditions.aspx](http://www.acuitybrands.com/CustomerResources/Terms_and_conditions.aspx)

**Note:** Actual performance may differ as a result of end-user environment and application. Specifications subject to change without notice.



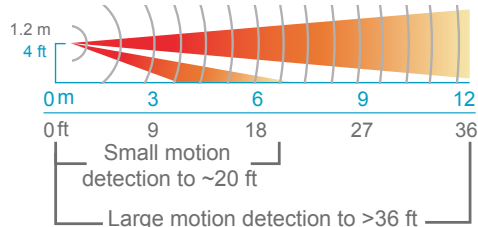
## ORDERING INFORMATION

nWSX						Example: nWSX LV WH LT	
Series		Night Light or Dimming		Color		Temp/Humidity	
nWSX LV	Passive Infrared	[blank]	None	WH	White	[blank]	Standard
nWSX PDT LV	Dual Technology	NL	Integrated night light	IV	Ivory	LT	Low temp
		DX	Raise/Lower dim control	GY	Gray		
				AL	Lt. Almond		

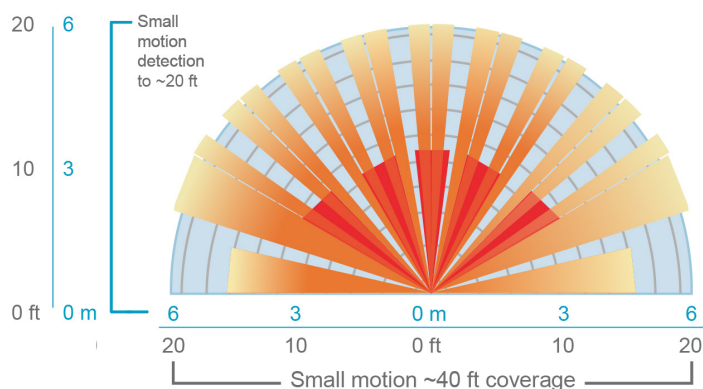
## COVERAGE PATTERN

- Small Motion (e.g. hand movements) detection up to 20 ft (6.10 m)
- Large motion (e.g. walking) detection greater than 36 ft (10.97 m)
- Wall to Wall Coverage
- Passive Dual Technology (Microphonics) provides overlapping detection of human activity over the complete PIR coverage area. Advanced filtering is utilized to prevent non-occupant noises from keeping the lights on.

### SIDE VIEW



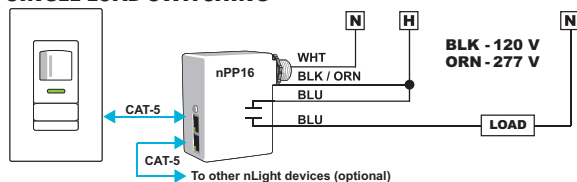
### TOP VIEW



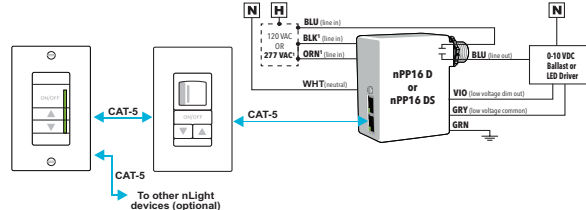
## TYPICAL WIRING DIAGRAMS

Sensor power is provided via the CAT-5e connection to an nLight power pack/supply, nLight enabled digital luminaire, or nLight Bridge. T568B pin/pair assignments is recommended for CAT-5e cables.

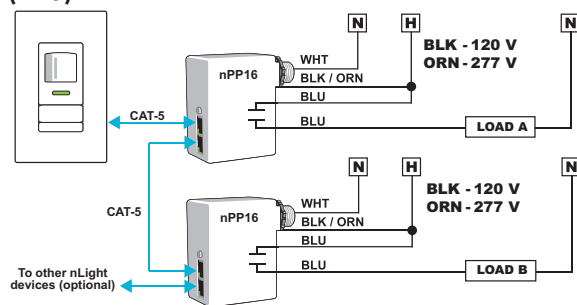
### SINGLE LOAD SWITCHING



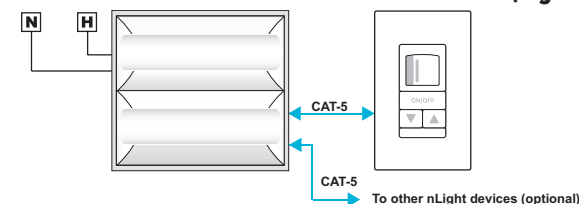
### 3-WAY SWITCHING AND DIMMING CONTROL



### BI-LEVEL SWITCHING USING MULTI-LEVEL OPERATING MODE (MLO)



### WIRING to nLIGHT ENABLED DIGITAL LUMINAIRE (e.g. RTLED)



#### NOTES:

- nLight enabled fixture must have **nIO LEDG/nIO EZ PH** for standalone operation
- Luminaires with **nIO LEDG ER/nIO EZ PH ER** require bus power from another device
- Provides on/off and continuous raise/lower dimming operation by default. For bi-level operation only program **nWSX LV / nWSX PDT LV** for Multi-Level Operating Mode (**MLO**)

## MLO OPERATIONAL MODES

Additionally, an **nWSX LV / nWSX PDT LV** can be set to function in Multi-Level Operating Mode (**MLO**) which enables the user to select from multiple on/off lighting states using just the unit's single on/off button. This mode is designed specifically for bi-level applications and eliminates user confusion created when wall stations have multiple buttons. Several different transition sequences are available in order to comply with energy codes or user preference. Depending on the sequence selected and initial lighting state, every subsequent button push steps through states according to below table. **MLO** sequences are also available that enable high/low or low/high step operation via any nLight dimming output.

Button Press #	2 State (Bi-Level) Sequence		2 State - Alternating Sequence		3 State Sequence	
	Load A	Load B	Load A	Load B	Load A	Load B
1	On	Off	On	Off	On	Off
2	On	On	Off	On	Off	On
3	Off	Off	Off	Off	On	On
4					Off	Off

nWSX (PDT) LV - TN-408-01